



College Trends and Students Right to Know

Mistie Knox

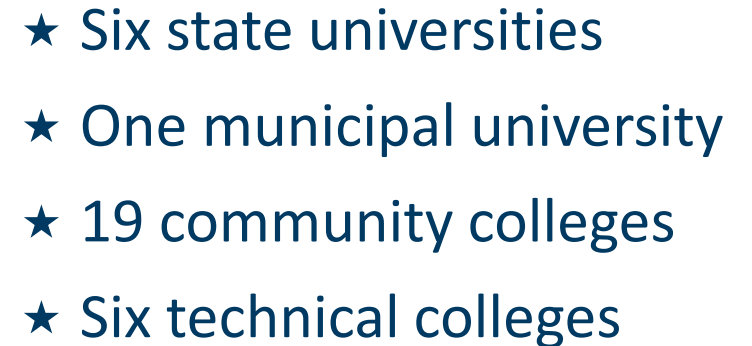
Associate Director, Academic Affairs

Kansas Board of Regents
Building a Future for Kansas Families, Businesses and the Economy



Board of Regents - Roles and Responsibilities

- ★ Appointed by Governor and confirmed by Kansas Senate
- ★ Four-year terms
- ★ **Govern** six state universities
- ★ **Coordinate** 32 public institutions
- ★ **Administer**
 - ★ State Student Financial Aid Programs
 - ★ Adult Education and GED Programs
 - ★ Career Technical Education
 - ★ State University Retirement Plan
- ★ **Regulate**
 - ★ Private & Out-of-State Institutions

- 
- ★ Six state universities
 - ★ One municipal university
 - ★ 19 community colleges
 - ★ Six technical colleges



High School Graduates Profile for

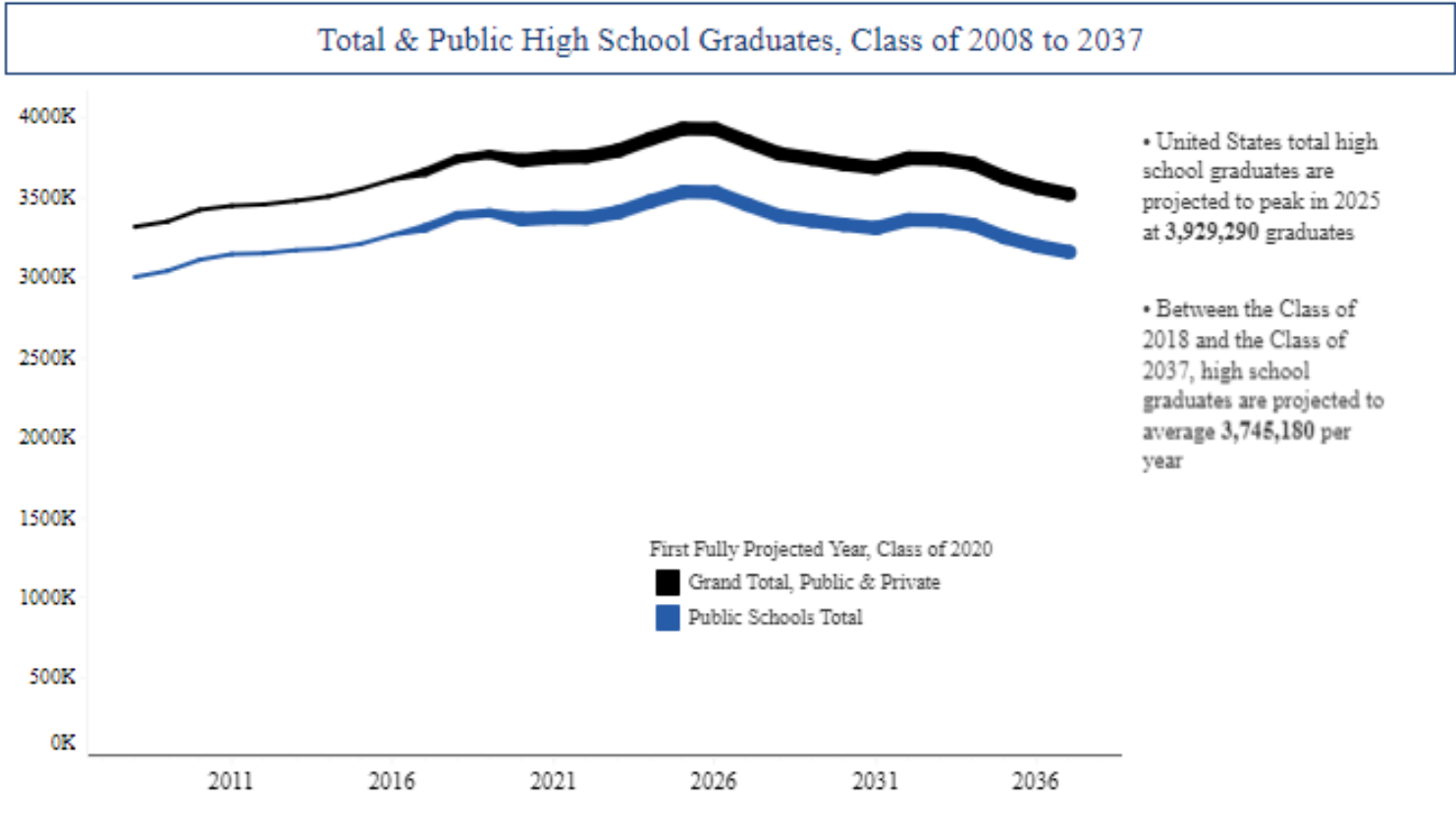
United States



Projected values are displayed as either thicker or darker in the profile charts. See the notes for more details.

- ★ According to WICHE (Western Interstate Commission for Higher Education), the U.S. reached 3.8 million high school graduates in the Class of 2019.
- ★ U.S. high school graduates are projected to peak at 3.9 million with the Class of 2025.

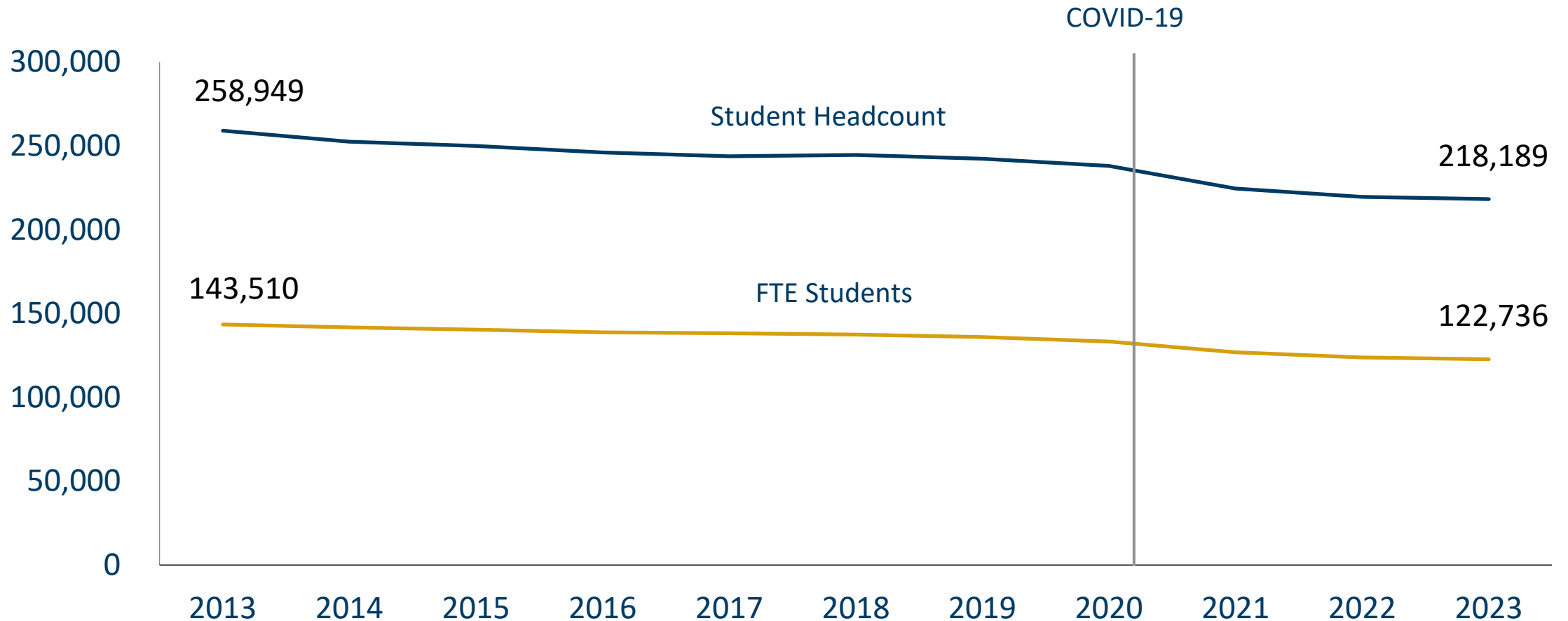
Source: WICHE, Knocking at the College Door. <https://knocking.wiche.edu/report/>



• Between the Class of 2019 and 2036, the share of non-white public graduates is projected to increase from 49% to 57%



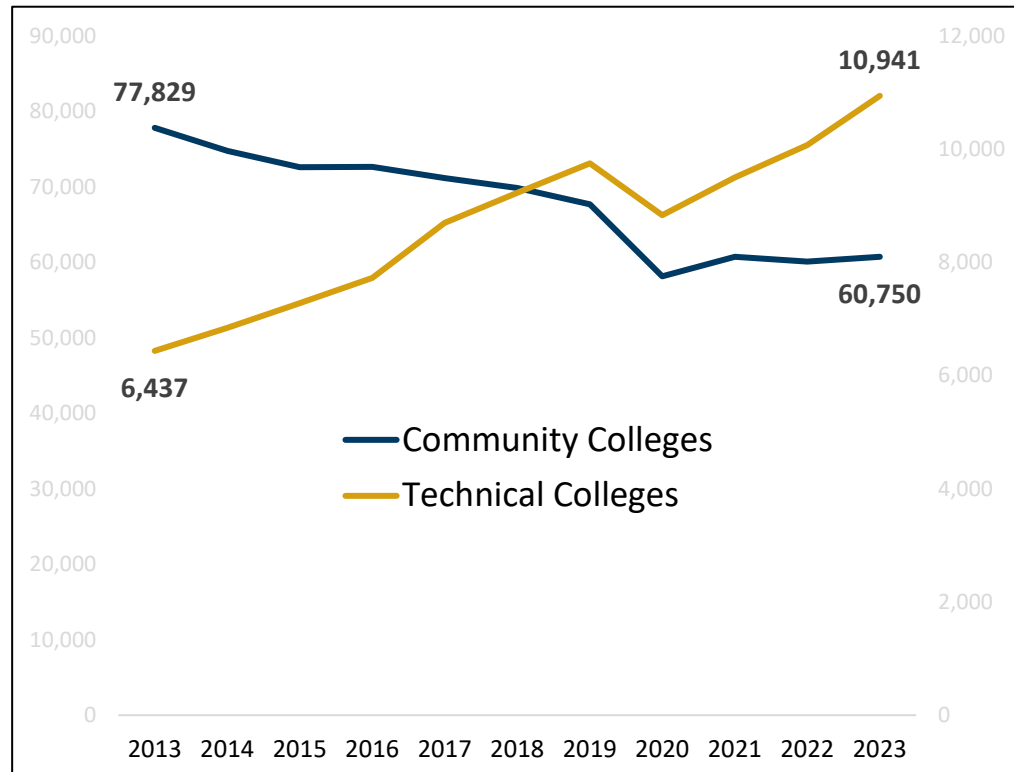
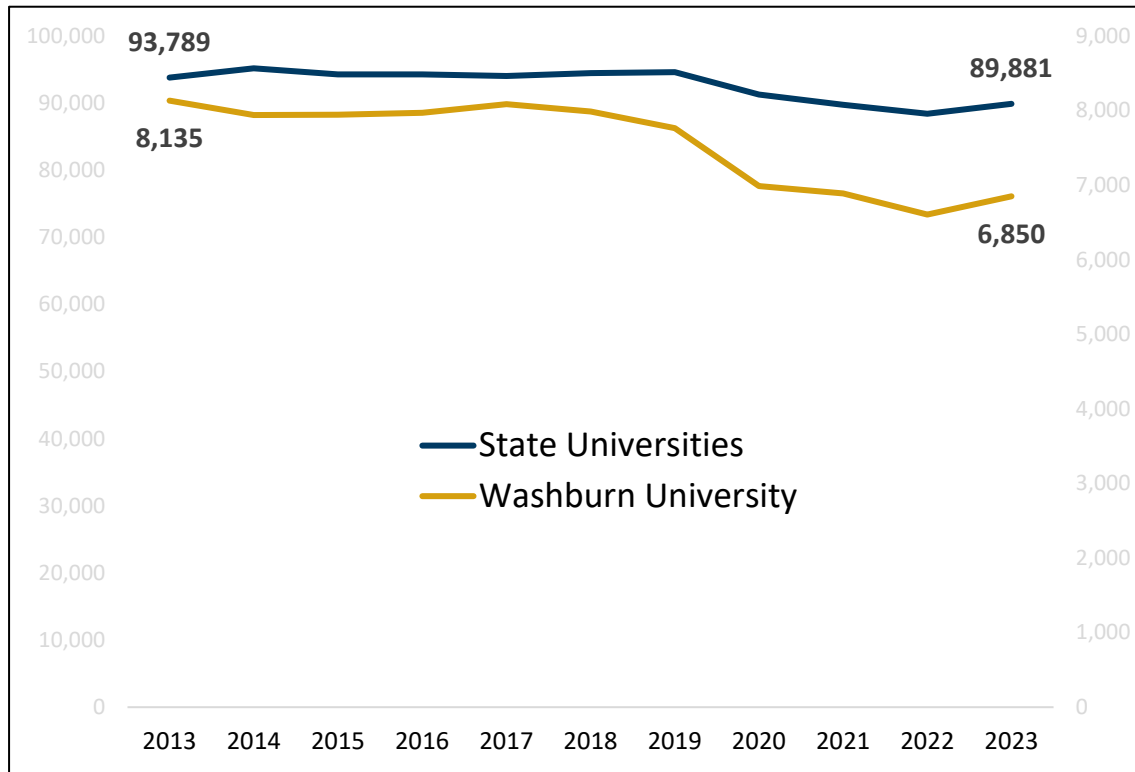
Enrollment in our System was declining prior to COVID-19



Source: Kansas Higher Education Data System (KHEDS)



The rate of decline is not uniform across the System

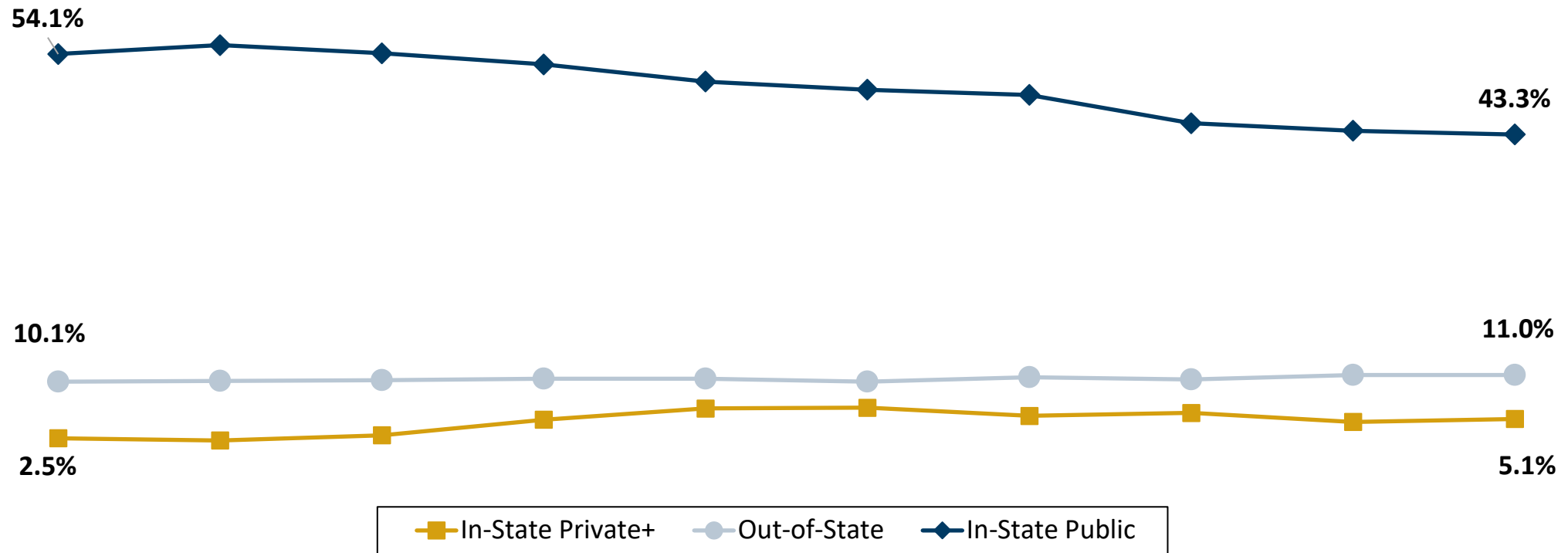


Fall Preliminary Enrollments – Student Headcount
Source: Fall Preliminary Collection.



Our college going rate has been on the decline

Percentage of Kansas High School Graduates Entering Public, Private or Out-of-State Institutions

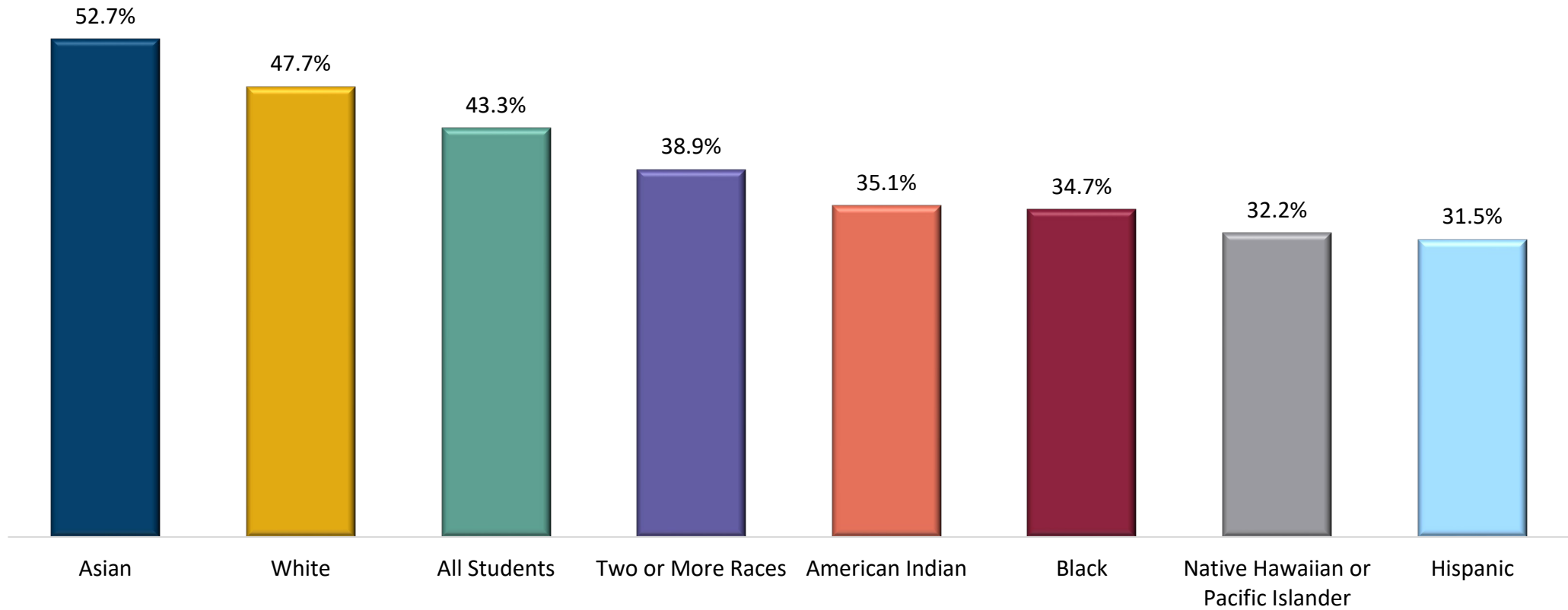


Source: KHEDS Academic Year Collection, P20 Data System, and National Student Clearinghouse
Kansas High School Graduates entering Postsecondary the academic year following high school graduation
+ In-State Private Data Derived from Multiple Sources



Public College Going Rates

Percent by Race/Ethnicity

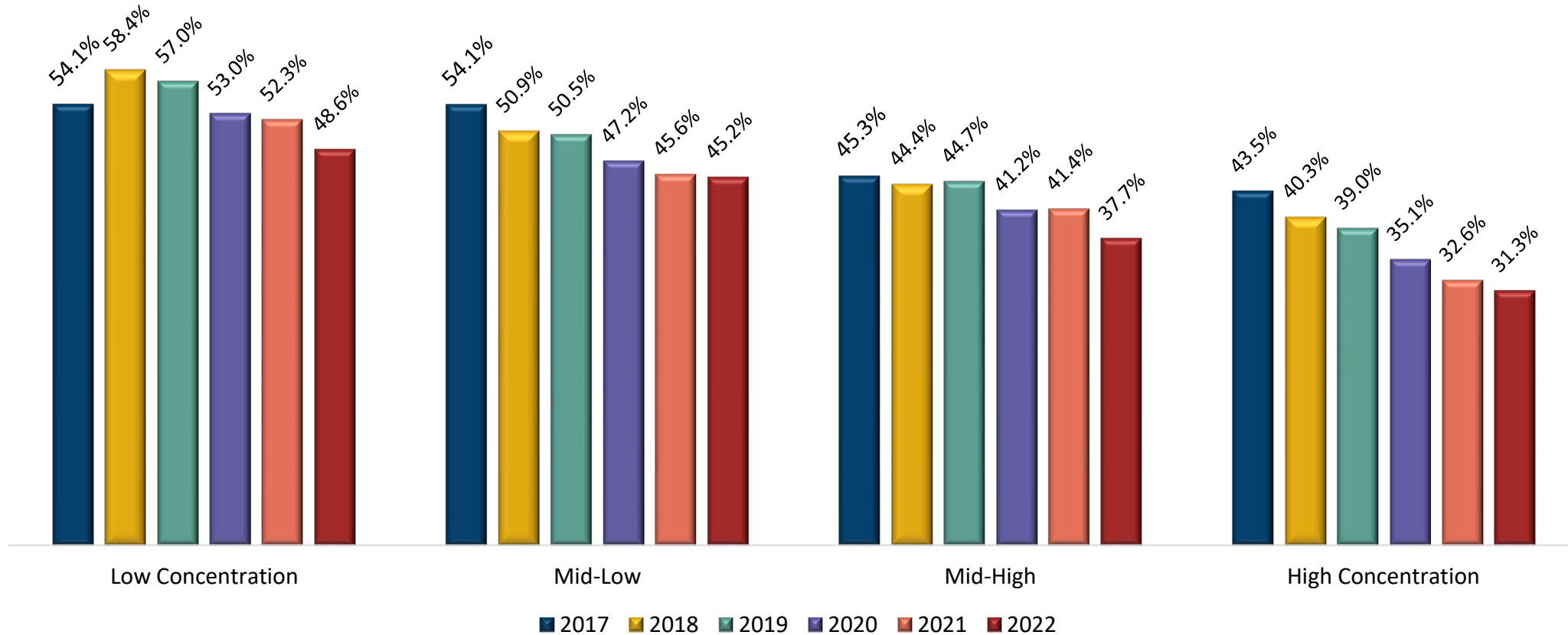


Source: KHEDS Academic Year Collection and P20 Data System
Kansas High School Graduates entering Public Postsecondary the academic year following high school graduation



Public College Going Rates

High School Concentration of Students Who Qualify for Free/Reduced Lunch



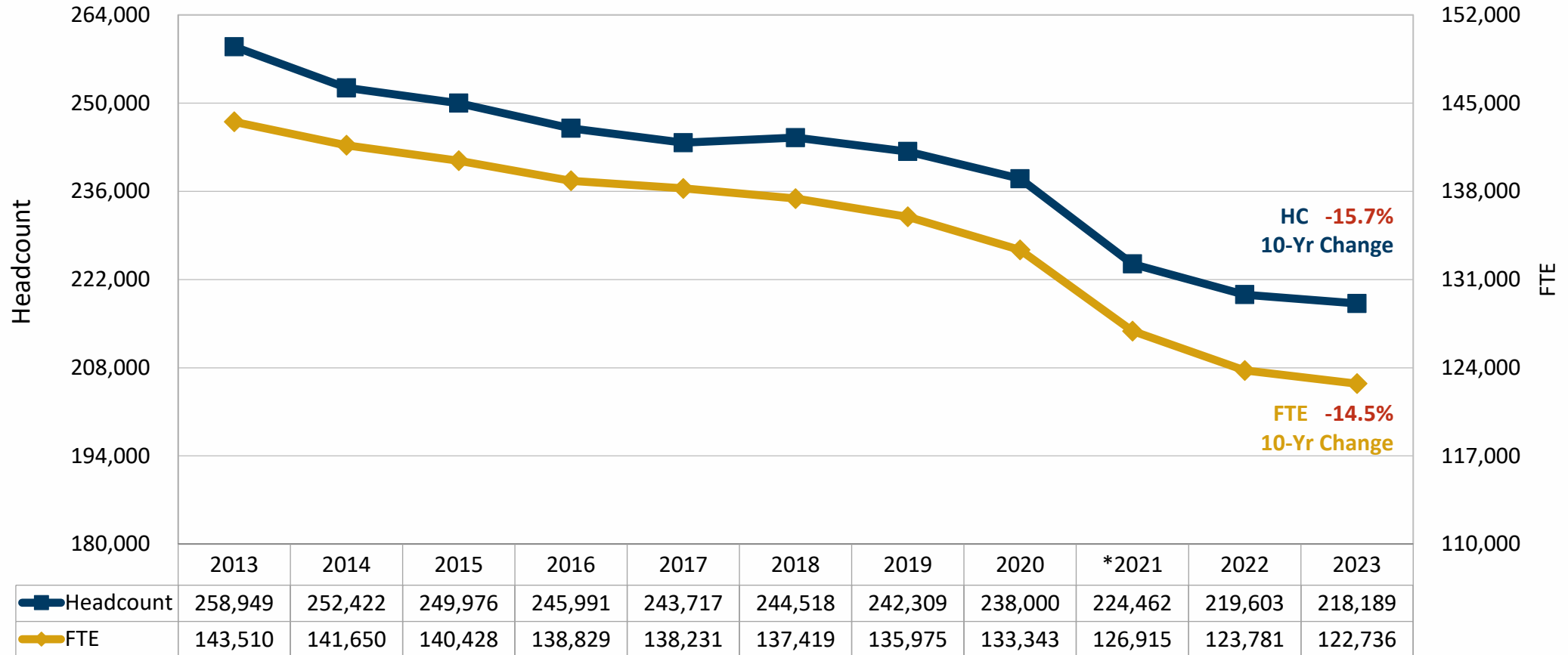
Source: KHEDS Academic Year Collection and P20 Data System

Kansas High School Graduates entering Public Postsecondary the academic year following high school graduation



Academic Year Enrollment

Systemwide Headcount and FTE



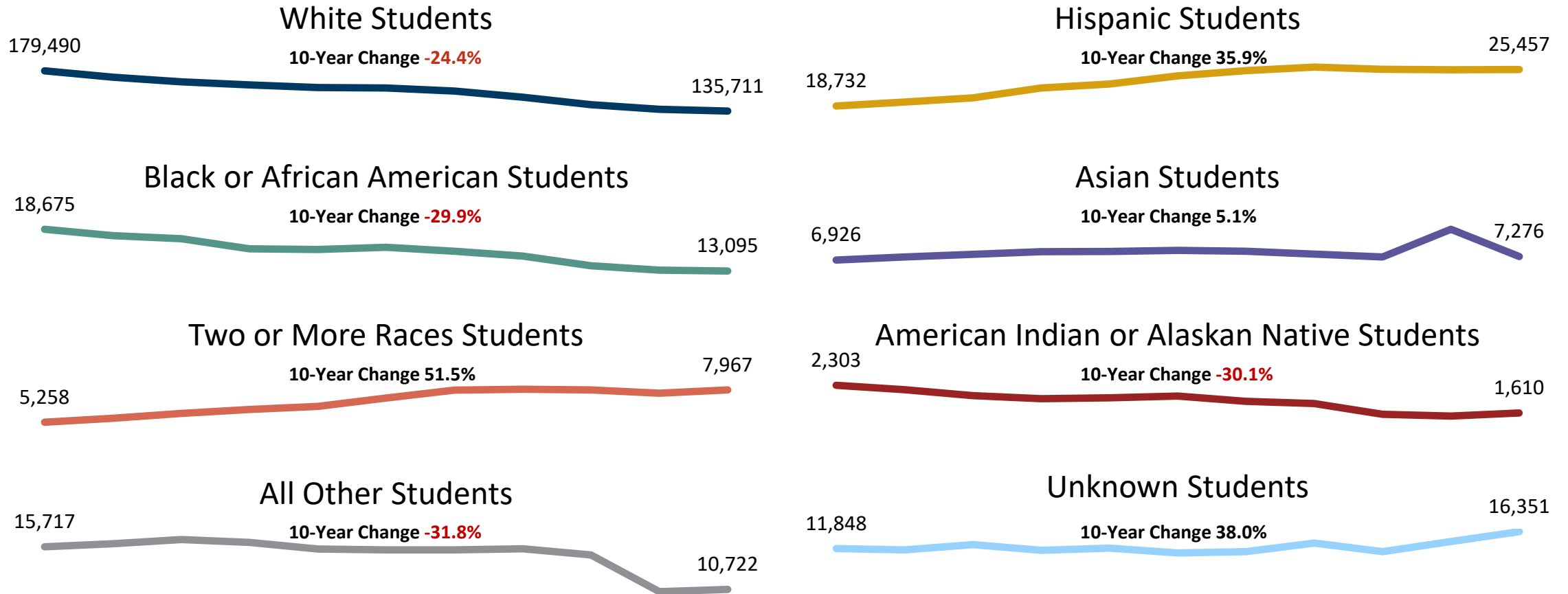
Source: KHEDS Academic Year Collection

*Pandemic. More data can be found at stats.kansasregents.org; Enrollment Tab



Academic Year Enrollment

Systemwide Headcount by Race/Ethnicity: 2013-2023



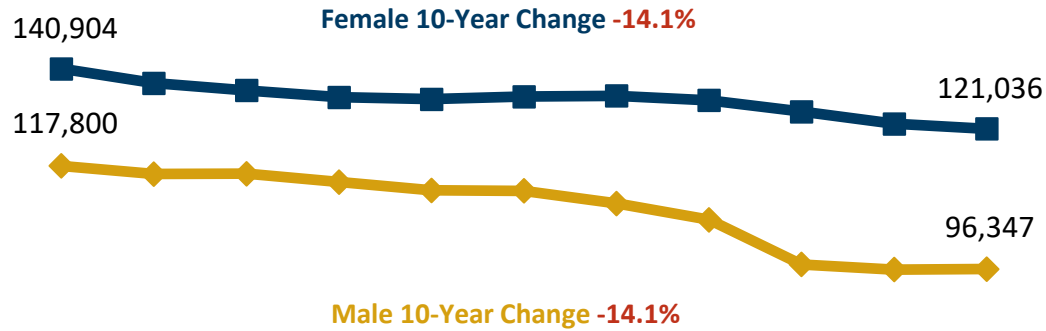
Source: KHEDS Academic Year Collection
More data can be found at stats.kansasregents.org; Enrollment Tab



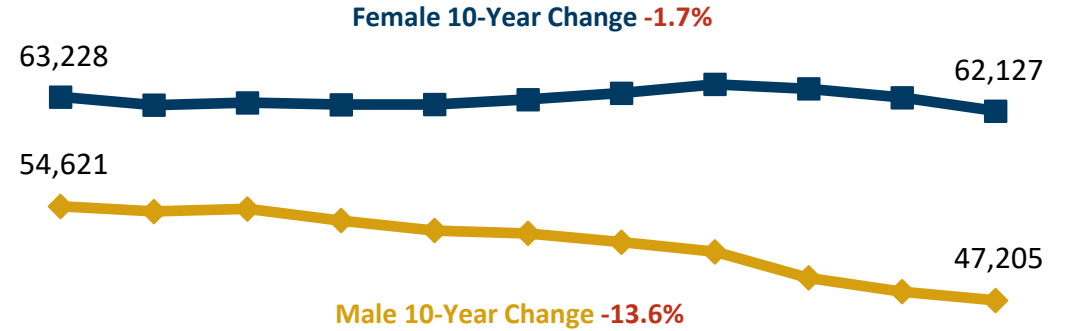
Academic Year Enrollment

Headcount by Gender: 2013-2023

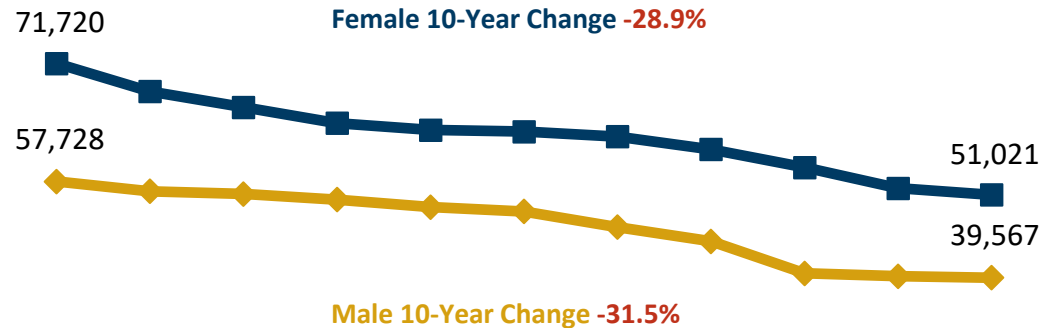
Systemwide



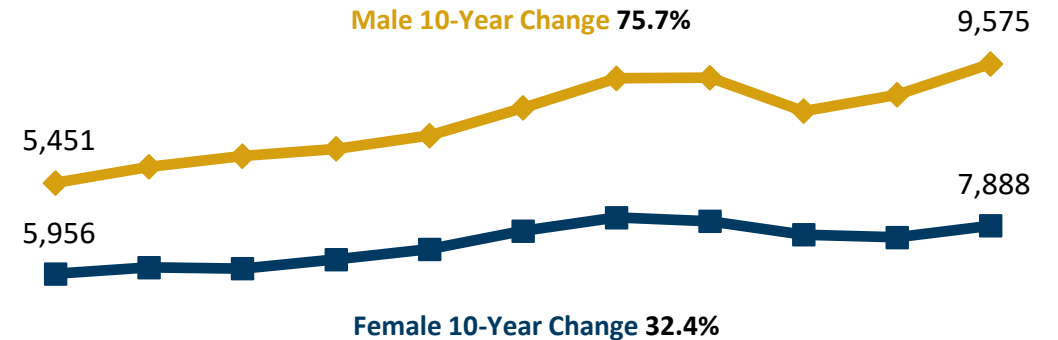
Public Universities



Community Colleges



Technical Colleges

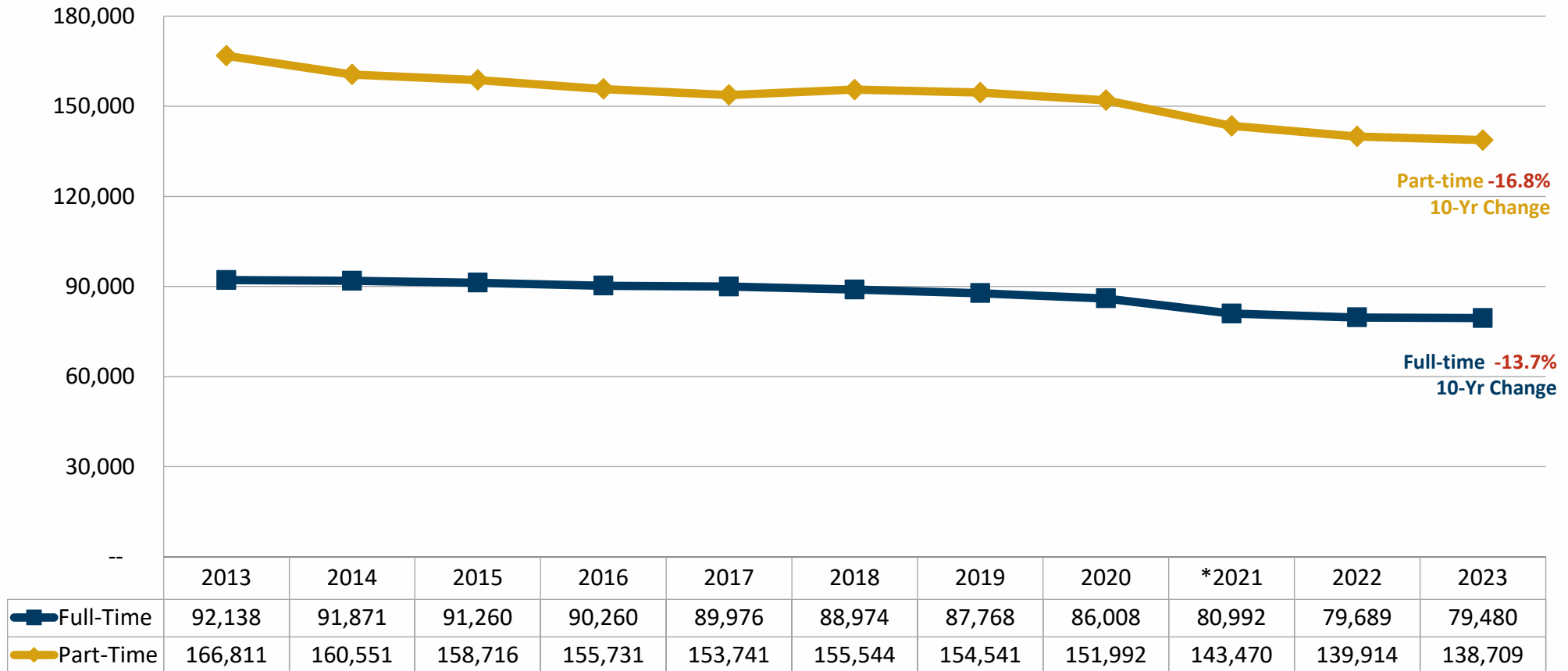


Source: KHEDS Academic Year Collection
More data can be found at stats.kansasregents.org; Enrollment Tab



Academic Year Enrollment

Systemwide Headcount Enrollment by Full-Time and Part-time Status



Source: KHEDS Academic Year Collection

*Pandemic. More data can be found at stats.kansasregents.org; Enrollment Tab



Serving Pell-Eligible Students

Pell Count Systemwide by Academic Year										
Institution Type	2014	2015	2016	2017	2018	2019	2020	*2021	2022	2023
**State Universities	22,597	22,504	21,550	20,928	21,060	20,924	19,836	18,136	17,011	16,441
**Washburn University	2,602	2,291	2,155	2,048	1,998	1,980	1,831	1,591	1,614	1,592
Community Colleges	28,156	26,522	23,445	21,289	21,136	20,711	20,221	17,888	17,736	17,391
Technical Colleges	4,019	3,569	3,035	3,025	3,275	3,515	3,220	2,607	2,464	2,613
Grand Total	57,374	54,886	50,185	47,290	47,469	47,130	45,108	40,222	38,825	38,037

Source: KBOR KHEDS AY Collection

*Pandemic **All university data exclude graduate students.

Pell Percentage Systemwide by Academic Year										
Institution Type	2014	2015	2016	2017	2018	2019	2020	*2021	2022	2023
**State Universities	29.3%	29.2%	28.1%	27.7%	28.1%	28.1%	26.9%	25.4%	24.8%	24.8%
**Washburn University	43.8%	40.1%	38.7%	36.8%	36.1%	39.1%	35.4%	33.5%	35.6%	36.5%
Community Colleges	39.4%	38.6%	35.5%	32.8%	33.9%	34.7%	34.6%	32.8%	33.7%	34.3%
Technical Colleges	53.6%	50.6%	45.6%	44.0%	43.9%	44.6%	44.1%	42.0%	40.4%	40.8%
Grand Total	35.4%	34.6%	32.4%	30.9%	31.6%	32.0%	31.2%	29.4%	29.5%	29.8%

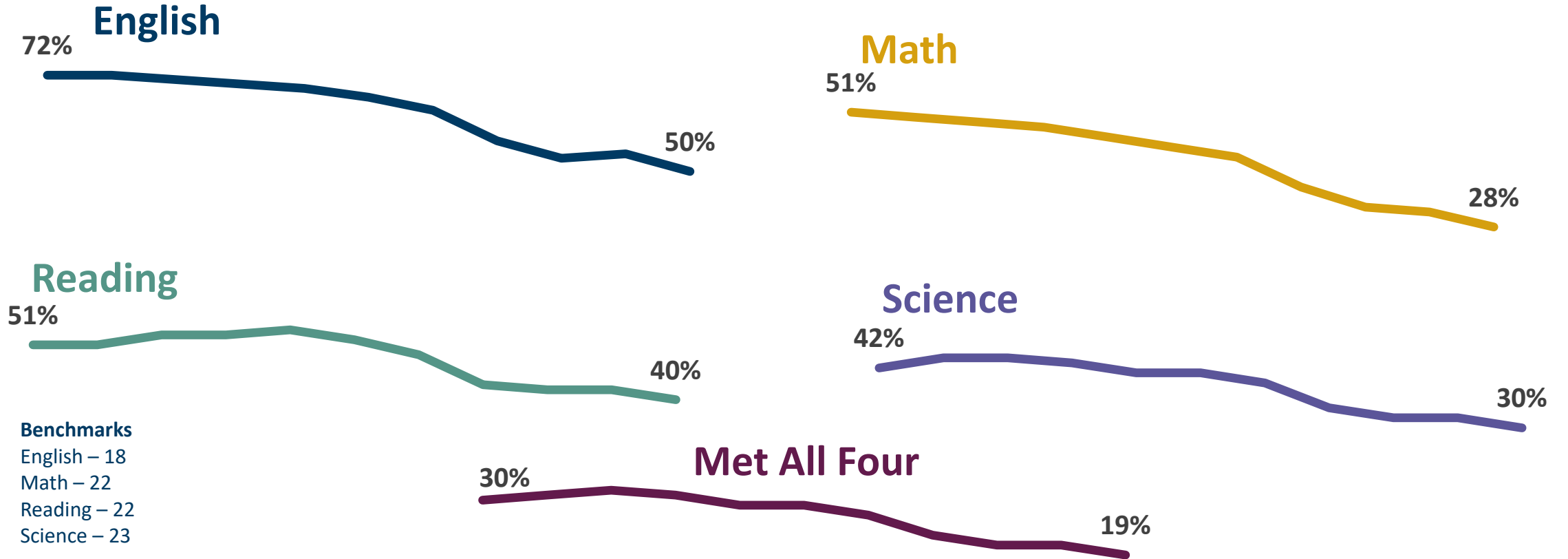
Source: KBOR KHEDS AY Collection

*Pandemic **All university data exclude graduate students.



Our college readiness is also declining

Rate of High School Graduates Meeting ACT Benchmarks 2013 vs 2023

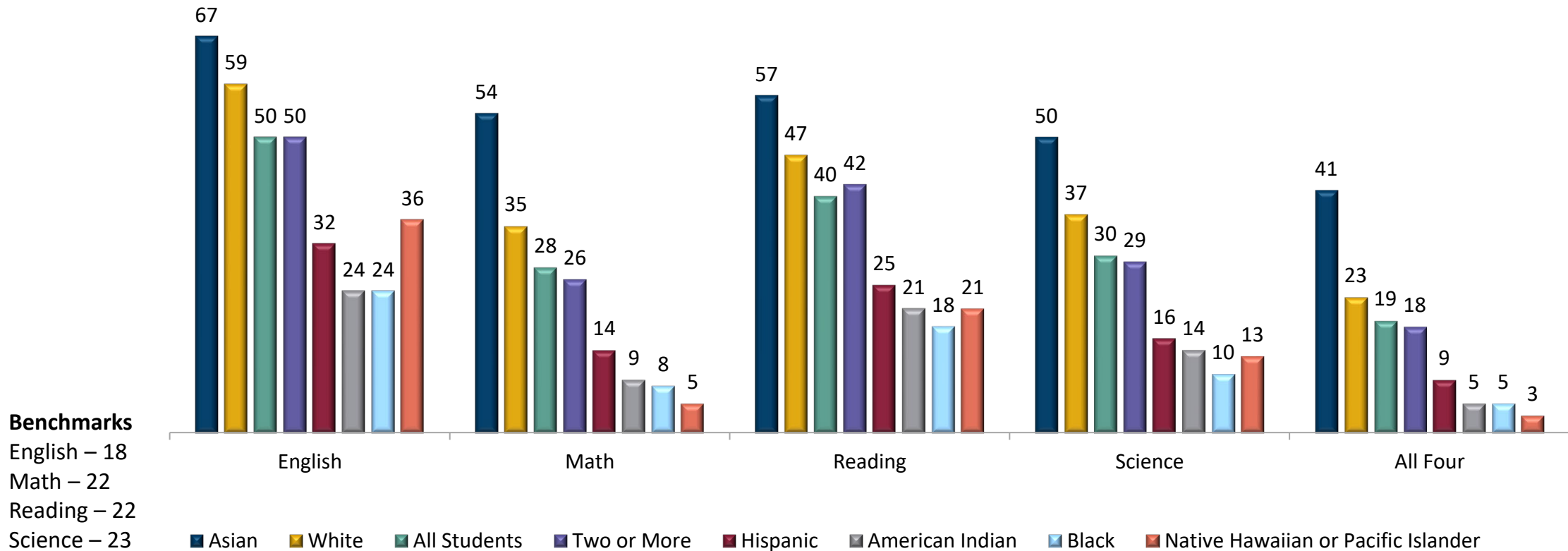


Source: ACT Data Visualization Tool – 2023 Kansas Graduating Seniors



College Readiness By Subject

Percent Meeting ACT Benchmarks by Race/Ethnicity

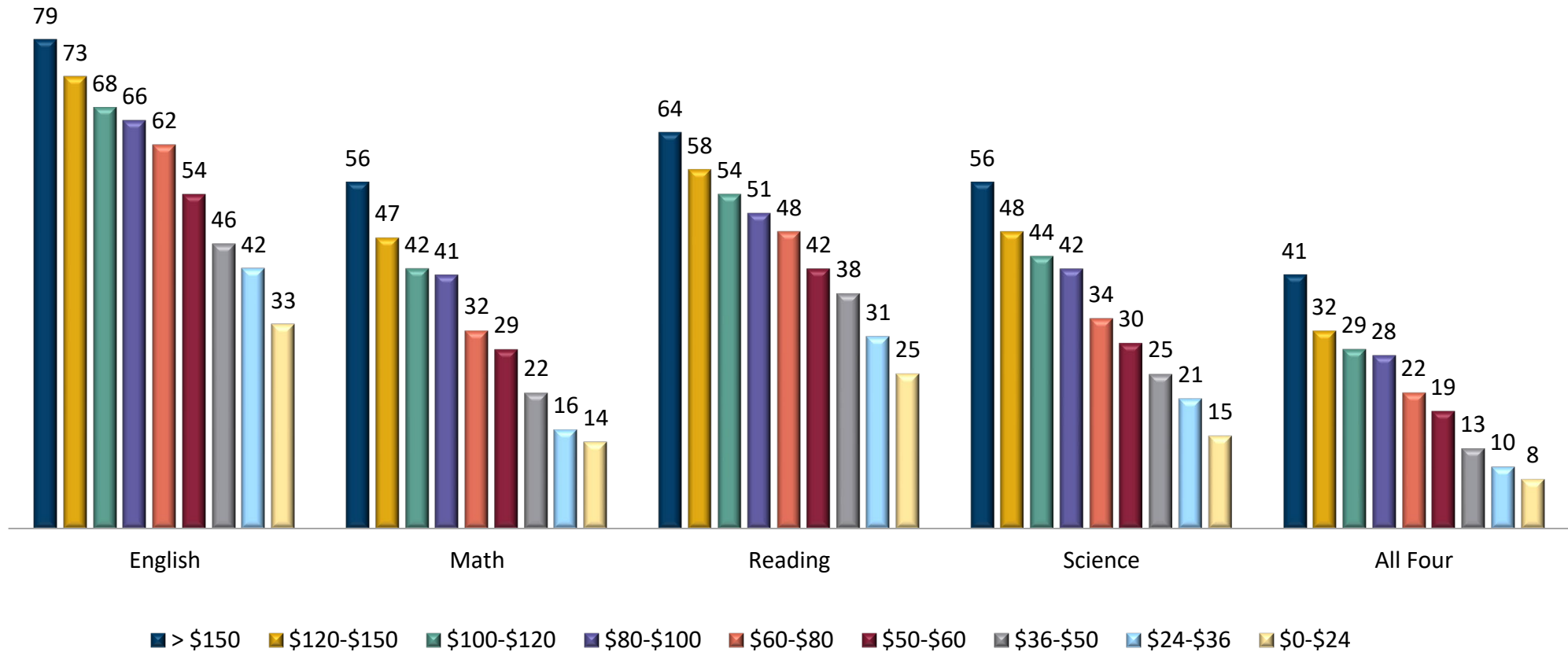


Source: ACT Data Visualization Tool – 2022 Kansas Graduating Seniors



College Readiness By Subject

Percent Meeting ACT Benchmarks by Family Income



Benchmarks

- English – 18
- Math – 22
- Reading – 22
- Science – 23

Source: ACT Data Visualization Tool – 2022 Kansas Graduating Seniors



KS Degree Stats





2016 HB 2622 (K.S.A. 74-32,303)

“The state board of regents shall publish degree prospectus information for each undergraduate degree program offered by each postsecondary educational institution that summarizes information and statistics on such degree program.”



KSDegreeStats Content

- ★ All 32 public institutions of higher education submit data to the Board of Regents on an annual basis.
- ★ Once an academic year ends, institutions provide detailed information such as on student course enrollments, demographics, degree completions, and student finance.
- ★ This information is reported in data books, the self-reporting tool “KHEStats” and also used to populate the KSDegreeStats site.
- ★ The institutions provide the raw enrollment and finance data for the KSDegreeStats site, and the Board of Regents performs the calculations.



[Back to KansasRegents.org](#) | DegreeStats Search

WELCOME

This interactive online tool reviews cost and earnings data from real graduates for each undergraduate degree program offered at a public university or college in Kansas. With hundreds of degree programs available, there are many factors to consider when selecting the institution and the degree program that are the best match for you. Explore this site to learn more about the specific costs of each undergraduate degree program offered in Kansas, and the earnings those graduates are making today.

Search

Choose an institution

ALL

Choose a degree title

ALL

Keyword search

Submit Search

Search Results

Click on the **Degree Title** below to review the Kansas DegreeStats for that program, or select up to 3 to compare and click **Compare Degree Programs** at the bottom.

Show

25

entries

Copy Excel CSV PDF Print

Compare Up to 3	Institutions	Degree Title	Award	Required Hours
	Search Institutions	Search Degree Title	Search Awards	Search Hours
<input type="checkbox"/>	Kansas City Kansas Community College	AA (TRANSFER DEGREE)	Associate Degree - AA	60
<input type="checkbox"/>	Labette Community College	AA (TRANSFER DEGREE)	Associate Degree - AA	60
<input type="checkbox"/>	Cowley Community College	AA TRANSFER PROGRAM - SOCIAL WORK	Associate Degree - AA	62
<input type="checkbox"/>	Allen Community College	AA TRANSFER PROGRAM-EARLY CHILDHOOD EDUCATION	Associate Degree - AA	60
<input type="checkbox"/>	Allen Community College	AA, AS, AGS DEGREES (TRANSFER DEGREES)	Associate Degree - AA	60
<input type="checkbox"/>	Allen Community College	AA, AS, AGS DEGREES (TRANSFER DEGREES)	Associate Degree - AS	60



How to Use this Site

This interactive online tool reviews cost and earnings data from real graduates for each undergraduate degree program offered at a public university or college in Kansas.

Information for Students & Parents: Thank you for visiting our website. Published here for consideration by you and your child are data on the typical costs and funding sources experienced by students who completed the listed degree program. Of course, not all students have exactly the same experience. But as you will see, different degree programs have different costs, different scholarship and grant opportunities, and take different lengths of time to complete, depending on the type of program it is and the type of university or college offering it. Using this website you can also find wage information and see calculated 'loan repayment' and 'total degree investment' estimates for graduates of the listed degree program.

Kansas DegreeStats was created to provide comprehensive cost and earnings data to your family for each undergraduate degree program offered at a public university or college in Kansas, based on the financial experiences of real graduates from these programs. The data compiled here are archival and do not reflect a program's rates for any upcoming academic term. To learn more about Tuition & Fees, On-Campus Housing Rates, available Scholarships and Grants, and other important information about any degree program listed in this tool, please visit that institution's website.

Information for Counselors & Mentors: Published here for consideration by you and the student you are helping are data on the typical costs and funding sources experienced by students who completed the listed degree program. Of course, not all students have exactly the same experience. But as you will see, different degree programs have different costs, different scholarship and grant opportunities, and take different lengths of time to complete, depending on the type of program it is and the type of university or college offering it. Using this website you can also find wage information and see calculated 'loan repayment' & 'total degree investment' estimates for graduates of the listed degree program.

Kansas DegreeStats was created to provide comprehensive cost and earnings data for each undergraduate degree program offered at a public university or college in Kansas, based on the financial experiences of real graduates from these programs.

The tool has been built to enable and facilitate sharing information. Search Results can be exported using the buttons located above the table, including 'Copy,' 'Excel,' 'CSV,' 'PDF,' and 'Print'. Each DegreeStats page has a unique URL address, so it can be copied and shared.

Please take into consideration when advising a prospective student: the data compiled here are archival and do not reflect a program's rates for any upcoming academic term. To learn more about Tuition & Fees, On-Campus Housing Rates, available Scholarships and Grants, and other important information about any degree program listed in this tool, please visit that institution's website.

Read on below to review how to use this website.

STEP 1: Search

There are three ways to begin your search:

Choose an institution – by selecting any one of the 33 public universities or colleges in Kansas from the list provided, you will narrow your search results to the degree programs offered only at that institution. Narrow your search further by selecting a degree title from the 'Choosing a degree title' field or by adding a Keyword search before clicking 'Submit Search.' Otherwise review the Search Results provided. Adjust the number of entries displayed by selecting 10, 25, 50, or All.

Choose a degree title – by selecting any of titles listed, you can narrow your search results to similar degree programs, and your search results will include anywhere a degree



Primary Population of Students

Graduates from Kansas public undergraduate degree programs, enrolled during the most recent two academic years, who were classified as Kansas residents for tuition purposes. Residency for tuition purposes is further defined by K.S.A. 76-729 for state universities, and K.S.A. 71-406 and K.S.A. 71-407 for community colleges. (Technical colleges do not have residency requirements outlined in statute.)

Degree Program Combinations

In order to preserve statistical reliability standards in cases where there are small numbers of graduates from some degree programs, up to five years of data for graduates from the two most recent years are included in this tool. In some cases, when there exist few graduates in a given degree program, it was necessary to combine degree programs with others from the same family or discipline using the national NCES CIP standard classification system. In these cases, the actual degree program title is displayed in the search feature and the resulting page may display calculated amounts indicative of a program family combination. In this situation, a note to indicate that related degree programs were combined will be displayed at the bottom of the resulting page.

Annual Cost of Degree

For each category, the median value of graduates' annualized averages, CPI adjusted to current dollars, as reported by each institution in the KHEDS Student Costs file for that degree program or related degree program graduates.

Tuition: The tuition amount divided by the number of credit hours enrolled multiplied times 30 to calculate a full-time annual rate $[(SC.TUITION / RG.SEC_HRS) * 30]$.

Fees: The instructional and required fees amount divided by the number of credit hours enrolled multiplied times 30 $[(SC.IFEE+SC.RFEE) / RG.SEC_HRS) * 30]$.

Books and Supplies: The amount of books and supplies divided by the number of credit hours enrolled multiplied times 30 $[(SC.BOOKS / RG.SEC_HRS) * 30]$.

Room and Board: The amount of room and board divided by the number of months enrolled times 10 $[(SC.ROOM+SC.BOARD) / TOTAL_MONTHS * 10]$.

Total Annual Cost (estimated): Sum of the Individual Values Tuition, Fees, Books and Supplies, Room and Board.

Estimated Cost: The estimated cost of the degree over time, based on the Total Annual Cost * the Number of Years displayed, which has been adjusted for inflation using a rate of CPI + 2%, currently $4.7\% + 0.02 = 6.7\%$.

Number of Years: The Number of Years for two-year preparatory programs has been defaulted to "two." For four-year degree programs, the number of years is calculated as the median of the credit hours associated with the final degree plus any transfer credit hours divided by 30 as reported in the KHEDS Completions and Transfers files of degree program or related degree program graduates $[(CM.FINAL_GPA_CREDIT_HRS - CM.TRANS_UG_CREDIT_HRS_GPA + TR.TRANS_UG_CREDIT_HRS) / 30]$.

Annual Source of Investment

For each category, the median value of graduates' annualized averages, CPI adjusted to current dollars, as reported by each institution in the KHEDS Student Financing file for that degree program or related degree program graduates disbursed each type of aid.

Scholarships and Grants: The median dollar value of scholarships and grants disbursed to graduates of the program divided by the number of credit hours enrolled multiplied times 30 $[(SF.DSB_AMT/RG.SEC_HRS) * 30]$ where F_TYPE in ('S' 'R' 'V' 'G'). Includes Waivers and Tuition Reductions.

Loans: The median dollar value of loans disbursed to graduates of the program divided by the number of months enrolled times 10 $[(SF.DSB_AMT / TOTAL_MONTHS) * 10]$ where F_TYPE = 'L' and F_AWARD <> 'PLUS'. Excludes Parent Loans.

Other Funding Sources: This is an input field added to ensure flexibility for inclusion of other sources of investment as expected by the user. Dollars entered reduces personal investment displayed.

Personal Investment: Total annual cost minus Scholarships and Grants, Loans, and Other Funding Sources. Negative values are converted to zero.

Total Annual Investment from All Sources: The sum of Scholarships and Grants, Loans, Other Funding Sources, and Personal Investment.



Results generated with a Keyword Search for "Biology."

WELCOME

This interactive online tool reviews cost and earnings data from real graduates for each undergraduate degree program offered at a public university or college in Kansas. With hundreds of degree programs available, there are many factors to consider when selecting the institution and the degree program that are the best match for you. Explore this site to learn more about the specific costs of each undergraduate degree program offered in Kansas, and the earnings those graduates are making today.

Search

Choose an institution

ALL ▼

Choose a degree title

ALL ▼

Keyword search

Biology

Submit Search

Search Results

Click on the **Degree Title** below to review the Kansas DegreeStats for that program, or select up to 3 to compare and click **Compare Degree Programs** at the bottom.

Show

All ▼

entries

Copy Excel CSV PDF Print

Compare Up to 3	Institutions	Degree Title	Award	Required Hours
	Search Institutions	Search Degree Title	Search Awards	Search Hours
<input type="checkbox"/>	Emporia State University	BIOLOGY	Bachelor Degree - BSE	120
<input type="checkbox"/>	University of Kansas	APPLIED BIOLOGICAL SCIENCES	Bachelor Degree - BS	120
<input type="checkbox"/>	Emporia State University	BIOCHEMISTRY AND MOLECULAR BIOLOGY	Bachelor Degree - BS	120
<input type="checkbox"/>	Wichita State University	BIOLOGICAL SCIENCES	Bachelor Degree - BS	120
<input type="checkbox"/>	Fort Hays State University	BIOLOGY	Bachelor Degree - BS	120
<input type="checkbox"/>	Pittsburg State University	BIOLOGY	Bachelor Degree - BS	120
<input type="checkbox"/>	Emporia State University	BIOLOGY	Bachelor Degree - BS	120
<input type="checkbox"/>	Washburn University	BIOLOGY	Bachelor Degree - BS	120
<input type="checkbox"/>	Kansas State University	BIOLOGY	Bachelor Degree - BS	120
<input type="checkbox"/>	University of Kansas	ECOLOGY, EVOLUTION, AND ORGANISMAL BIOLOGY	Bachelor Degree - BS	120



Degree Title: ACCOUNTING

Award: Bachelor Degree - BBA

Required Hours: 120

Definition: A program that prepares individuals to practice the profession of accounting and to perform related business functions. Includes instruction in accounting principles and theory, financial accounting, managerial accounting, cost accounting, budget control, tax accounting, legal aspects of accounting, auditing, reporting procedures, statement analysis, planning and consulting, business information systems, accounting research methods, professional standards and ethics, and applications to specific for-profit, public, and non-profit organizations.

Annual Cost of Degree	
Cost Category	
Resident Tuition	\$6,120
Fees	\$1,918
Room and Board	\$8,369
Books and Supplies	\$1,088
Total Annual Cost (estimated)	\$17,495
Estimated Total Cost Over: 5 Years	\$106,809
More >	

Annual Source of Investment	
Funding Sources	
Scholarships and Grants	\$ 5399
Loans	\$ 7322
Other Funding Sources	\$
Personal Investment	\$4,774
Total Annual Investment from All Sources	\$17,495
More >	

Wage Information	
% of Program Graduates Employed in the Region	80%
Median Earnings of Program Graduates in Region	
Upon Entry	\$47,763
After 5 years	\$57,440
Or Choose your Own Earnings:	\$ 47763
More >	

Calculate Total Loan Debt or Degree Investment		
<input checked="" type="radio"/> Loan Debt	<input type="radio"/> Degree Investment	\$36,610
Interest Rate:	5.50	
Number of Years of Repayment	Estimated Monthly Payment	% of Expected Annual Earnings
10	\$397	10%
15	\$299	8%
20	\$252	6%
25	\$225	6%
30	\$208	5%
More >		

Source: Kansas Board of Regents KHEDS AY Collection; Labor Wage Records from Kansas and Missouri

[Click here](#) to get a personal estimate from the Net Price Calculator.

[Click here](#) to use the Federal Loan Repayment Estimator.

[Click here](#) to visit the Federal College Scorecard.

Note: When calculating "Total Degree Investment" the terms of repayment are expanded to include Loans plus a student's Personal Investment and any Other Funding Sources added above, and adjusts the reported Estimated Monthly Repayment to include these additional funding sources.



DegreeStats Comparison Results

PRINT

Annual Cost of Degree	Emporia State University	Pittsburg State University	Johnson County Community College			
	ACCOUNTING Bachelor Degree - BSB	ACCOUNTING Bachelor Degree - BBA	ACCOUNTING Associate Degree - AAS			
Resident Tuition	\$ 5,610	\$ 6,120	\$ 2,587			
Fees	\$ 2,298	\$ 1,918	\$ 530			
Room and Board	\$ 10,158	\$ 8,369	\$ 11,365			
Books and Supplies	\$ 1,080	\$ 1,088	\$ 2,163			
Total Annual Cost (estimated)	\$ 19,146	\$ 17,495	\$ 16,645			
Annual Source of Investment						
Scholarships and Grants	\$ 5,951	\$ 5,399	\$ 4,004			
Loans	\$ 6,501	\$ 7,322	\$ 4,607			
Personal Investment	\$ 6,694	\$ 4,774	\$ 8,034			
Total Annual Investment from all Sources	\$ 19,146	\$ 17,495	\$ 16,645			
Total Cost of Degree (estimated)	\$ 88,857 Based on 4 years	\$ 81,194 Based on 4 years	\$ 34,955 Based on 2 years			
Wage Information						
% of Program Graduates Employed in the Region	84 %	80 %	85 %			
Median Annual Earnings of Graduates Upon Entry	\$40,178	\$47,763	\$43,224			
Median Annual Earnings of Graduates After 5 Years	\$70,289	\$57,440	\$53,252			
Loan Repayment at 5.50% Interest Rate	Estimated Debt: \$ 26,004 Based on 4 years		Estimated Debt: \$ 29,288 Based on 4 years		Estimated Debt: \$ 9,214 Based on 2 years	
Number of Years of Repayment	Estimated Monthly Payment	% of Expected Annual Earnings	Estimated Monthly Payment	% of Expected Annual Earnings	Estimated Monthly Payment	% of Expected Annual Earnings
10	\$ 282	8%	\$ 318	8%	\$ 100	3%
15	\$ 212	6%	\$ 239	6%	\$ 75	2%
20	\$ 179	5%	\$ 201	5%	\$ 63	2%
25	\$ 160	5%	\$ 180	5%	\$ 57	2%
30	\$ 148	4%	\$ 166	4%	\$ 52	1%



The 32 public institutions of higher education include links to the KSDegreeStats site on their websites.

STUDENTS	ACADEMICS	RESOURCES	FACULTY AND STAFF	CAMPUS
Tuition	Gorilla Dual Credit Program	Report a Concern	Directory	Campus Map
Office of the Registrar	Schools and Programs	Gorilla Geeks Help Desk	Provost and Vice President for Academic Affairs	Bus Maps
Academic advising	Honors College	Study Abroad	Business, Finance, and Facilities	Student Center
First Year Experience	Online degrees and programs	Jobs at Pittsburg State University	Human Resource Services	Leonard H. Axe Library
Transcripts	Graduate School	Calendar	Information Technology	The Writing Center
	University Catalog	University Marketing & Communication		Ticket Office

620-231-7000, 1-800-854-PITT (7488)
1701 South Broadway Street, Pittsburg KS, 66762

© 2023 All Rights Reserved | Code of Student's Rights and Responsibilities, University Police, Safety/Emergency Procedures Pittsburg State University prohibits discrimination on the basis of race, color, religion, sex, national origin, sexual orientation, age, marital or parental status, ancestry, genetic information, gender identity, gender expression, military or veteran status, or disabilities. The following person has been designated to address inquiries regarding the nondiscrimination policies: Director of Institutional Equity/Title IX Coordinator, 218 Russ Hall, 1701 S. Broadway, Pittsburg, KS 66762-7528, equity@pittstate.edu



FLINT HILLS TECHNICAL COLLEGE f t i y in

Main Campus
3301 West 18th Avenue
Emporia, KS 66801
620.343.4600
800.711.6947
Fax: 620.343.4610
AskUs@fhtc.edu

Campus Information
Employee Directory
Meeting Facilities
Campus Locations
Careers

Statements & Disclosures
Institutional Equality & Compliance
Student Information Disclosures
Title IX Policies
Consumer Information
College Resources
Website Policies & Disclosures

Verify Status Here
9 JAN 2024

[KSDegreeStats.org](https://www.ksdegreestats.org)

Flint Hills Technical College does not discriminate on the basis of sex including pregnant and parenting students, sexual orientation, handicap, race, color, age, religion, marital status, or national or ethnic origin in educational programs, admissions policies, employment policies, financial aid or other College-administered programs. For questions or concerns regarding non-discrimination contact the Director of Human Resources at 620.343.4600.

Copyright © 2019-2020 - Flint Hills Technical College - All Rights Reserved Design & Development by **midtlie**

Follow Johnson County Community College

[KSDegreeStats.org](https://www.ksdegreestats.org)

[Taxpayer & Student Transparency Data](#)

Main Campus
12345 College Blvd
Overland Park, KS 66210
913-469-8500
Contact JCCC

Accessibility
Non-Discrimination
Privacy
Copyright
Consumer Information
Policies
ShopJCCC

Media Resources
Events
Administration
JCCC Alert
JCCC Police
Police Phone: 913-469-2500





2021 HB 2085 (K.S.A. 72-297)

“On or before October 15, 2022, and each year thereafter, the state department of education shall ensure the distribution, including by electronic communication, to each student or each student's parents the degree prospectus information published by the state board of regents...”



More data can be found at kansasregents.org

- ★ KSDegreeStats Portal to calculate ROI on our degrees
- ★ KTIP Portal to see wages from our certificate programs
- ★ Kansas Higher Education Statistics “KHEStats”
- ★ Transfer Portal to see courses with systemwide acceptance
- ★ Military Portal to see academic credit for military training
- ★ Databooks for Each Sector

Or contact our agency: 785-430-4240



Kansas Higher Education Statistics



Kansas Higher Education Statistics

- Profiles
- High School
- Fall Census
- Enrollment**
- Retention
- Transfers
- Credentials
- Graduation
- Student Success Index
- Employment & Wages
- Tuition
- Finance
- Resources

Enrollment

Trend Tables

- Enrollment Summary
- Student Level
- Program Type
- Residency
- Race/Ethnicity
- Age Group
- Gender
- Full-time/Part-time Status
- Student Type
- Entering Students by Location
- Pell Recipients Summary

Trend Charts

- Enrollment Summary
- Student Level
- Program Type
- Residency
- Race/Ethnicity
- Age Group
- Gender
- Full-time/Part-time Status
- Student Type
- Entering Students by Location
- Pell Recipients Summary

Overview

Glossary and Notes
www.kansasregents.org

Select Delivery Method:

All Delivery Methods

Select Term:

Academic Year

Select Year:

2023

Select Report Type:

FTE

Select Output Type:

HTML

Reset

Kansas Board of Regents

Enrollment Summary for All Delivery Methods by Full-time Equivalency
 Academic Years 2018 - 2023
 Systemwide Summary

Institution Type	Institution	Year						1 Year Chg	5 Year Chg
		2018	2019	2020	2021	2022	2023		
State Universities	Emporia State University	4,909	4,891	4,934	4,999	4,738	4,547	-4.0%	-7.4%
	Fort Hays State University	10,120	10,376	10,430	10,165	9,481	8,885	-6.3%	-12.2%
	Kansas State University	20,123	19,570	18,939	18,301	17,694	17,386	-1.7%	-13.6%
	Pittsburg State University	6,455	6,235	6,138	5,805	5,455	5,262	-3.5%	-18.5%
	University of Kansas	22,452	22,409	22,209	21,403	21,227	21,504	1.3%	-4.2%
	University of Kansas Medical Center	2,812	2,904	2,904	2,913	2,966	2,946	-0.7%	4.8%
	Wichita State University	11,563	11,700	11,898	11,758	11,913	12,326	3.5%	6.6%
Total		78,434	78,085	77,452	75,344	73,474	72,856	-0.8%	-7.1%
Municipal University	Washburn University	5,106	4,994	4,768	4,400	4,280	4,114	-3.9%	-19.4%
	Total	5,106	4,994	4,768	4,400	4,280	4,114	-3.9%	-19.4%
Community Colleges	Allen Community College	1,542	1,498	1,453	1,397	1,332	1,213	-8.9%	-21.3%
	Barton Community College	3,812	3,767	3,750	3,469	3,094	3,063	-1.0%	-19.6%
	Butler Community College	5,855	5,483	5,071	4,799	4,544	4,403	-3.1%	-24.8%
	Cloud County Community College	1,276	1,229	1,199	1,049	976	987	1.1%	-22.6%
	Coffeyville Community College	1,296	1,427	1,286	1,135	1,087	1,105	1.7%	-14.7%
	Colby Community College	1,058	1,054	1,021	988	991	1,002	1.1%	-5.3%
	Cowley Community College	2,002	2,006	1,921	1,895	1,856	1,701	-8.4%	-15.0%
	Dodge City Community College	1,312	1,174	1,061	1,107	1,237	1,234	-0.2%	-5.9%
	Fort Scott Community College	1,280	1,292	1,276	1,151	1,146	1,074	-6.3%	-16.1%



ktip.kansasregents.org



Kansas Training Information Program

Annual Resources

Annual Reports

Summary Tables

Enrollment Summary

Performance Summaries

by Academic Discipline

by Institution

by Program Name

Performance Details

by Select Academic Discipline

by All Academic Disciplines

by Select Institution

by All Institutions

KTIP Description

User Guide

Glossary and Notes

www.kansasregents.org

Select Career Cluster / Academic Discipline

Manufacturing

Select Award Level:

Assoc/Cert

Select Year:

2022

Select Output Type:

HTML

Reset

Kansas Board of Regents

Kansas Training Information Program (K-TIP)

Program Performance Summary by Program Name and CIP Code

for Manufacturing by Assoc/Cert Level

Academic Year 2022

Program Name	CIP Code	Total # Declared Majors	Total # Concentrators	Total # Pursuing Additional Education	Total # Graduates	Total # Graduates Exited	Total # Graduates Exited and Employed	Average Wage: Graduates Exited and Employed	Median Wage: Graduates Exited and Employed
Electrical, Electronic, And Communications Engineering Technology/Technician	15.0303	43	31	16	12	12	11	\$54,435	\$61,969
Robotics Technology/Technician	15.0405	20	15	9	6	6	6	\$41,085	\$46,738
Electromechanical Technologies/Technicians, Other	15.0499	41	32	9	31	27	25	\$31,545	\$28,615
Plastics And Polymer Engineering Technology/Technician	15.0607	31	24	6	18	14	13	\$45,705	\$44,618
Metallurgical Technology/Technician	15.0611	22	19	13	6	5	^	^	^
Industrial Technology/Technician	15.0612	74	21	39	10	5	5	\$28,745	\$26,226
Manufacturing Engineering Technology/Technician	15.0613	58	33	27	13	10	9	\$59,145	\$62,104
Industrial Production Technologies/Technicians, Other	15.0699	14	12	^	11	10	7	\$60,987	\$62,418
Quality Control Technology/Technician	15.0702	7	6	^	^	^	^	^	^
Aeronautical/Aerospace Engineering Technology/Technician	15.0801	39	33	8	23	19	17	\$47,863	\$43,593
Computer Engineering Technology/Technician	15.1201	15	7	9	^	^	^	^	^
Drafting And Design Technology/Technician, General	15.1301	60	42	34	24	15	12	\$39,940	\$45,036
Cad/Cadd Drafting And/Or Design Technology/Technician	15.1302	187	119	105	40	31	28	\$35,278	\$35,154
Industrial Radiologic Technology/Technician	41.0204	195	140	82	49	43	41	\$49,024	\$43,511
Chemical Process Technology	41.0303	^	^	^	^	^	^	^	^
Electrical/Electronics Equipment Installation And Repair Technology/Technician	47.0101	115	59	55	27	25	17	\$55,096	\$49,130
Industrial Electronics Technology/Technician	47.0105	13	7	7	7	^	^	^	^
Appliance Installation And Repair Technology/Technician	47.0106	^	^	^	^	^	^	^	^
Industrial Mechanics And Maintenance Technology/Technician	47.0303	102	82	64	19	15	15	\$63,957	\$58,813
Parts And Warehousing Operations And Maintenance Technology/Technician	47.0409	10	^	^	^	^	^	^	^



Transferks.kansasregents.org



Transfer Kansas

Home Transfer Courses Resources

KANSAS PUBLIC POSTSECONDARY TRANSFER COURSE SELECTIONS

SUBJECT/DISCIPLINE:

ACCOUNTING

SYSTEMWIDE TRANSFER (SWT) COURSE TITLE:

ALL

INSTITUTION:

ALL

REPORT FORMAT OPTIONS:

HTML

KANSAS BOARD OF REGENTS

KANSAS PUBLIC POSTSECONDARY TRANSFER COURSE LISTING

SELECTED FILTERS: DISCIPLINE=ACCOUNTING, KRSN COURSE=, INSTITUTION=

SUBJECT / DISCIPLINE	SWT CODE	SWT COURSE TITLE	INSTITUTION	INSTITUTION COURSE TITLE	COURSE ID & HOURS	CORE OUTCOMES
ACCOUNTING	ACC1010	FINANCIAL ACCOUNTING	ALLEN COMMUNITY COLLEGE	FINANCIAL ACCOUNTING	BUS210 (3 Hours)	ACC1010.pdf
ACCOUNTING	ACC1010	FINANCIAL ACCOUNTING	BARTON COMMUNITY COLLEGE	ACCOUNTING I & ACCOUNTING II	ACCT1614 (3 Hours) AND ACCT1616 (3 Hours)	ACC1010.pdf
ACCOUNTING	ACC1010	FINANCIAL ACCOUNTING	BUTLER COMMUNITY COLLEGE	ACCOUNTING 1 & ACCOUNTING 2	BA 126 (3 Hours) AND BA 127 (3 Hours)	ACC1010.pdf
ACCOUNTING	ACC1010	FINANCIAL ACCOUNTING	BUTLER COMMUNITY COLLEGE	FINANCIAL ACCOUNTING	BA 130 (4 Hours)	ACC1010.pdf
ACCOUNTING	ACC1010	FINANCIAL ACCOUNTING	CLOUD COUNTY COMMUNITY COLLEGE	ACCOUNTING I & ACCOUNTING II	BE161 (3 Hours) AND BE162 (3 Hours)	ACC1010.pdf
ACCOUNTING	ACC1010	FINANCIAL ACCOUNTING	COFFEYVILLE COMMUNITY COLLEGE	FINANCIAL ACCOUNTING	BUSN 171 (3 Hours)	ACC1010.pdf
ACCOUNTING	ACC1010	FINANCIAL ACCOUNTING	COLBY COMMUNITY COLLEGE	ACCOUNTING I & ACCOUNTING II	AC177 (3 Hours) AND AC178 (3 Hours)	ACC1010.pdf
ACCOUNTING	ACC1010	FINANCIAL ACCOUNTING	COWLEY COMMUNITY COLLEGE	FINANCIAL ACCOUNTING	ACC1162 (4 Hours)	ACC1010.pdf
ACCOUNTING	ACC1010	FINANCIAL ACCOUNTING	COWLEY COMMUNITY COLLEGE	PRINCIPLES OF ACCOUNTING I & PRINCIPLES OF ACCOUNTING II	ACC1150 (3 Hours) AND ACC1160 (3 Hours)	ACC1010.pdf
ACCOUNTING	ACC1010	FINANCIAL ACCOUNTING	DODGE CITY COMMUNITY COLLEGE	FINANCIAL ACCOUNTING	BUS 130 (3 Hours)	ACC1010.pdf
ACCOUNTING	ACC1010	FINANCIAL ACCOUNTING	EMPORIA STATE UNIVERSITY	ACCT FOR OPERATING ACTIVITIES	AC223 (3 Hours)	ACC1010.pdf
ACCOUNTING	ACC1010	FINANCIAL ACCOUNTING	FLINT HILLS TECHNICAL COLLEGE	ACCOUNTING II & BUSINESS ACCOUNTING	BUS 233 (3 Hours) AND BUS 113 (3 Hours)	ACC1010.pdf
ACCOUNTING	ACC1010	FINANCIAL ACCOUNTING	FORT HAYS STATE UNIVERSITY	PRINCIPLES OF ACCOUNTING I	ACCT203 (3 Hours)	ACC1010.pdf
ACCOUNTING	ACC1010	FINANCIAL ACCOUNTING	FORT SCOTT COMMUNITY COLLEGE	FINANCIAL ACCOUNTING	BUS2013 (3 Hours)	ACC1010.pdf
ACCOUNTING	ACC1010	FINANCIAL ACCOUNTING	GARDEN CITY COMMUNITY COLLEGE	ACCOUNTING I & ACCOUNTING II	ACCT-102 (3 Hours) AND ACCT-103 (3 Hours)	ACC1010.pdf
ACCOUNTING	ACC1010	FINANCIAL ACCOUNTING	HIGHLAND COMMUNITY COLLEGE	ACCOUNTING I & ACCOUNTING II	BUS103 (3 Hours) AND BUS105 (3 Hours)	ACC1010.pdf
ACCOUNTING	ACC1010	FINANCIAL ACCOUNTING	HIGHLAND COMMUNITY COLLEGE	FINANCIAL ACCOUNTING	BUS200 (4 Hours)	ACC1010.pdf
ACCOUNTING	ACC1010	FINANCIAL ACCOUNTING	HUTCHINSON COMMUNITY COLLEGE	ACCOUNTING I & ACCOUNTING II	BU101 (3 Hours) AND BU102 (3 Hours)	ACC1010.pdf
ACCOUNTING	ACC1010	FINANCIAL ACCOUNTING	INDEPENDENCE COMMUNITY COLLEGE	FINANCIAL ACCOUNTING	ACC1043 (3 Hours)	ACC1010.pdf
ACCOUNTING	ACC1010	FINANCIAL ACCOUNTING	INDEPENDENCE COMMUNITY COLLEGE	FINANCIAL ACCOUNTING	ACC1044 (4 Hours)	ACC1010.pdf
ACCOUNTING	ACC1010	FINANCIAL ACCOUNTING	JOHNSON COUNTY COMMUNITY COLLEGE	ACCOUNTING I & ACCOUNTING II	ACCT 121 (3 Hours) AND ACCT 122 (3 Hours)	ACC1010.pdf
ACCOUNTING	ACC1010	FINANCIAL ACCOUNTING	KANSAS CITY KANSAS COMMUNITY COLLEGE	ACCOUNTING I & ACCOUNTING II	BUSN0101 (3 Hours) AND BUSN0102 (3 Hours)	ACC1010.pdf
ACCOUNTING	ACC1010	FINANCIAL ACCOUNTING	KANSAS STATE UNIVERSITY	ACCTG FOR INV & FIN	ACCTG241 (3 Hours)	ACC1010.pdf
ACCOUNTING	ACC1010	FINANCIAL ACCOUNTING	LABETTE COMMUNITY COLLEGE	FINANCIAL ACCOUNTING	ACCT 112 (3 Hours)	ACC1010.pdf
ACCOUNTING	ACC1010	FINANCIAL ACCOUNTING	MANHATTAN AREA TECHNICAL COLLEGE	FINANCIAL ACCOUNTING	ACC 120 (3 Hours)	ACC1010.pdf
ACCOUNTING	ACC1010	FINANCIAL ACCOUNTING	NEOSHO COUNTY COMMUNITY COLLEGE	FINANCIAL ACCOUNTING	ACCT 201 (3 Hours)	ACC1010.pdf
ACCOUNTING	ACC1010	FINANCIAL ACCOUNTING	NORTH CENTRAL KANSAS TECHNICAL COLLEGE	FINANCIAL ACCOUNTING I	BT103 (3 Hours)	ACC1010.pdf
ACCOUNTING	ACC1010	FINANCIAL ACCOUNTING	NORTHWEST KANSAS TECHNICAL COLLEGE	PRINCIPLES OF ACCOUNTING I (FINANCIAL)	BA 235 (4 Hours)	ACC1010.pdf
ACCOUNTING	ACC1010	FINANCIAL ACCOUNTING	PITTSBURG STATE UNIVERSITY	FINANCIAL ACCOUNTING	ACCTG-201 (3 Hours)	ACC1010.pdf
ACCOUNTING	ACC1010	FINANCIAL ACCOUNTING	PRATT COMMUNITY COLLEGE	ACCOUNTING I & ACCOUNTING II	ACC177 (3 Hours) AND ACC178 (3 Hours)	ACC1010.pdf
ACCOUNTING	ACC1010	FINANCIAL ACCOUNTING	SALINA AREA TECHNICAL COLLEGE	FINANCIAL ACCOUNTING I & FINANCIAL ACCOUNTING II	BAT 192 (3 Hours) AND BAT 196 (3 Hours)	ACC1010.pdf
ACCOUNTING	ACC1010	FINANCIAL ACCOUNTING	SEWARD COUNTY COMMUNITY COLLEGE	ACCOUNTING I & ACCOUNTING II	AC1203 (3 Hours) AND AC1213 (3 Hours)	ACC1010.pdf



military.kansasregents.org



military.kansasregents.org

SEARCH | ABOUT | HOW TO USE THIS SITE

KansasRegents.org > Military Portal Search

WELCOME TO THE MILITARY ARTICULATION PORTAL

The Kansas Credit for Prior Learning Task Force works closely with the Kansas Collaborative on Military Credit and other groups to make recommendations for evaluating and awarding credit for military training. This free interactive search tool can be used by Veterans and Servicemembers to review credit for prior military learning offered by Kansas public postsecondary institutions.

Search

Select a Branch of Service

Choose a Search Method

Select a Service Level

ARMY

OCCUPATIONS

SELECT SERVICE LEVEL...

Search Results

Click on an **Occupational Specialty** below to review possible postsecondary credit for that occupational training

Show

25

entries

Copy

Excel

CSV

PDF

Print

INSTITUTIONS	OCCUPATIONAL SPECIALTY	LEVEL	HOURS	MORE INFO
<input type="text" value="Search Institutions"/>	<input type="text" value="Search Occupational Specialty"/>	<input type="text" value="Search Level"/>	<input type="text" value="Search Hours"/>	
Labette Community College	(11B) Infantryman	10	1	Website Email Phone: (620) 820-1227
Labette Community College	(11B) Infantryman	20	1	Website Email Phone: (620) 820-1227

Questions?

