



Transfer and Articulation Council (TAAC)

TAAC Quality Assurance Subcommittee Report
September 2016

★ LEADING HIGHER EDUCATION ★

ATTAINMENT

ALIGNMENT

EXCELLENCE

Transfer and Articulation Council Overview

The Kansas Board of Regents provides a Transfer and Articulation Council (TAAC) with oversight responsibility for implementing the Board's transfer and articulation policy to facilitate transfer and articulation across the system.

Members of TAAC are nominated by institutions and serve three year terms.

Transfer and Articulation Council Overview

TAAC's mission is to create structures and processes that facilitate student transfer and degree completion within Kansas higher education, including:

- Identifying courses acceptable for system-wide transfer;
- Ensuring that transfer information is clearly disseminated on the KBOR website;
- Maintaining an effective, **faculty-led** structure for discipline level course articulation based on learning outcomes;
- Collecting and reporting common data on student success and completion as one measure of system effectiveness;
- Ensuring that appeal processes exist for individual students within their institutions;
- Implementing an appeal process to ensure equitable resolution of transfer concerns between institutions; and
- Addressing barriers to inter-institutional cooperation that may arise.

Transfer and Articulation Council Overview

The general charge given to the TAAC includes authority to:

- Direct the Kansas Core Outcomes Groups (KCOG) with specific course articulations;
- Adjudicate any disagreement from the Kansas Core Outcomes Groups;
- Issue approval on the systemwide transfer of specific courses; and
- Assure quality and adherence to agreed-upon learning outcomes of courses articulated across the institutions.

66 Courses Approved for System Wide Transfer

Total number of students who transferred courses from a Kansas community college to a Kansas public university in fall 2014

3904

Approximate number of credit hours transferred from Kansas community colleges into state universities in fall 2014

194,770

National Transfer Success Recognition

“In five states (Iowa, North Dakota, Virginia, Kansas, Texas), more than 20 percent of the students who started at two-year public institutions completed at a four-year institution (with or without first receiving a credential at a two-year institution) within six years. Kansas had the highest rate at 25 percent followed by Virginia at 23 percent (compared to 16 percent nationally).”

National Student Clearinghouse

Signature Report, State Supplement, February 15, 2015

Internal Regulation

- **Course/Program/General Education Outcomes Assessment**

- Higher Learning Commission (HLC) requirement
- Specify student learning outcomes

- **Academic Program Review**

- HLC requirement
- Completed every 3 years and more extensive than annual report
- Utilized to strengthen, maintain, scale down, or end a program
- Includes various aspects of the program over time

- * Costs
- * Graduates
- * Area need for program
- * Instructor Qualifications
- * Learning
- * Job Outlook
- * Clear link to institution mission
- * Professional Development

- **Other quality checks – Institutional Research (IR) Studies, departmental processes, etc.**

- Example – Grade distribution studies, course pass rates
- Example – Enrollment Reports

External Regulation

- **Regional Accreditation/HLC**

- Institution conducts assurance argument twice in ten years
 - read by peer-reviewers
- Institution reviewed by peer-reviewers every 10 years
 - Special circumstance could require more frequent reviews
- Assurance arguments and site visits include:
 - * Course quality
 - * Instructor qualifications
 - * Proper facilities
 - * Student support
 - * Assessment
 - * Review
- Tough review prior to Pathways - 80% of institutions in HLC required follow-up

- **Program Specific Accreditation**

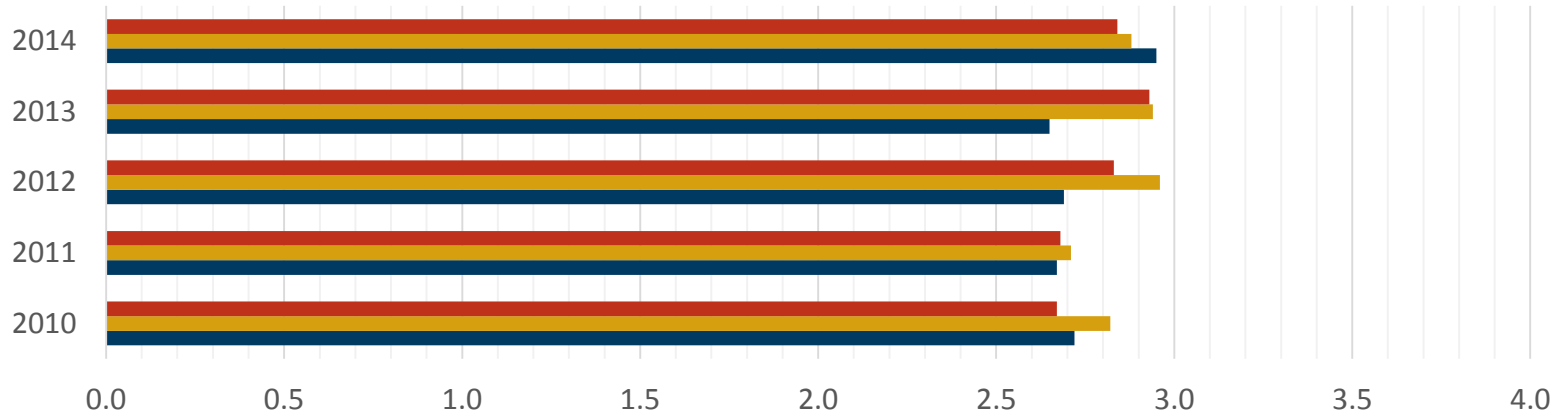
- Resembles regional accreditation - focuses on a particular program
- Assurance arguments, site visits, possible sanctions, focus on assessment, retention, pass rates, job placement, etc.
- Quantitative evidence for program success

Transfer Report Student Data

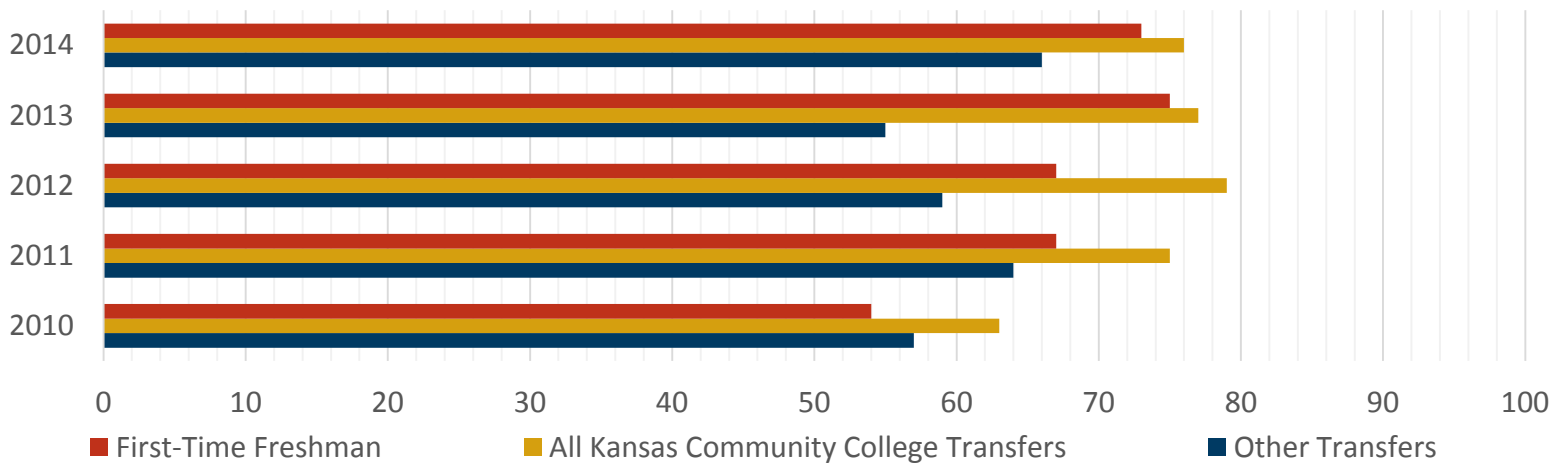
- The Transfer and Articulation Council utilizes the KBOR Transfer Feedback Report, which is “intended to give uniform information to Kansas community colleges about their students who later study at state/municipal universities in Kansas.” These reports have been created since 2007 from the Kansas Post-Secondary Database and are available on the KBOR website at http://www.kansasregents.org/data/system_data/transfer_feedback_reports.
- Transfer Student: students who are enrolled for the first time at a university and transfers 9 or more undergraduate credit hours.
- Kansas Community College Transfer: students transferring from the 19 public community colleges.
- Other Transfers: students other than KS Community Colleges transferred to universities. This group includes other KS public universities, private schools, out of state schools, and international institutions, etc.
- First-Time Freshmen: native students who started their postsecondary career at the university.

EMPORIA STATE UNIVERSITY

Average Term GPA - New Students

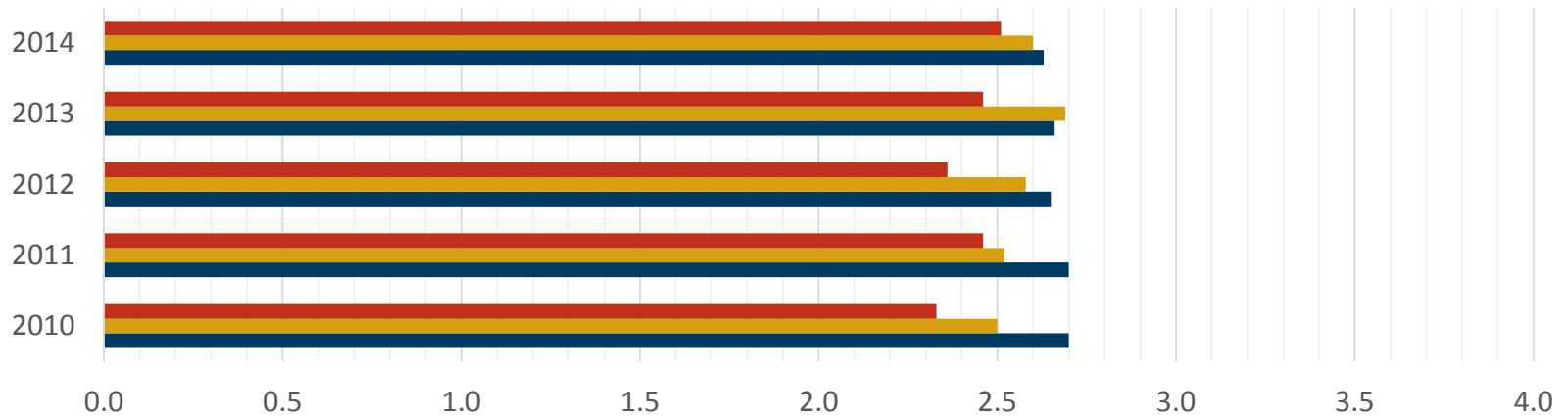


% Passed All Hours Attempted - New Students

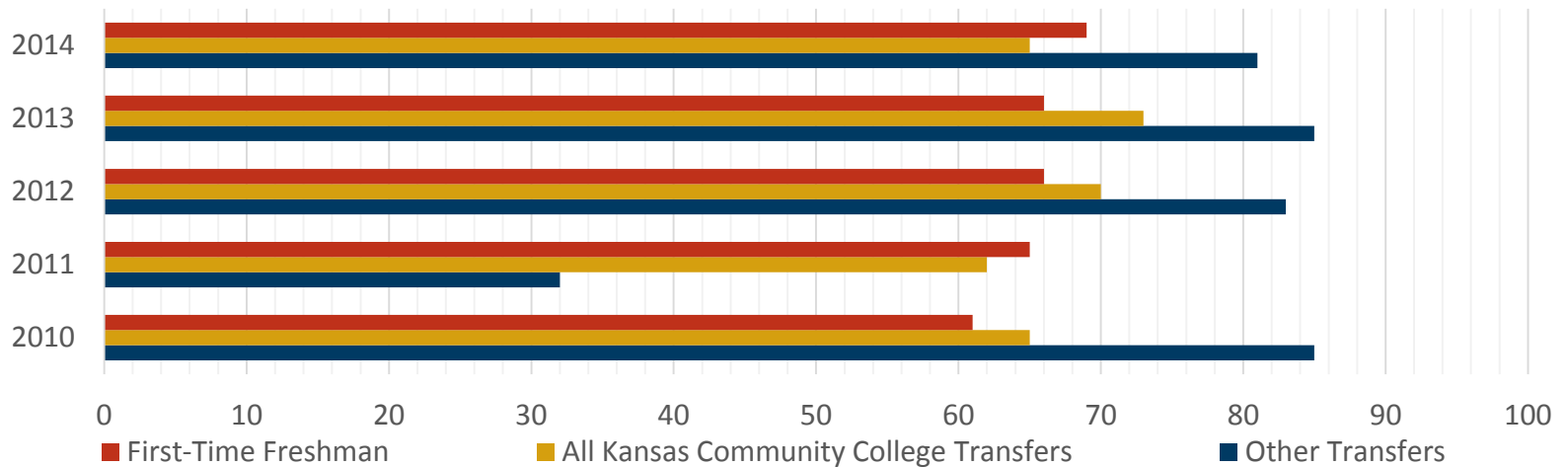




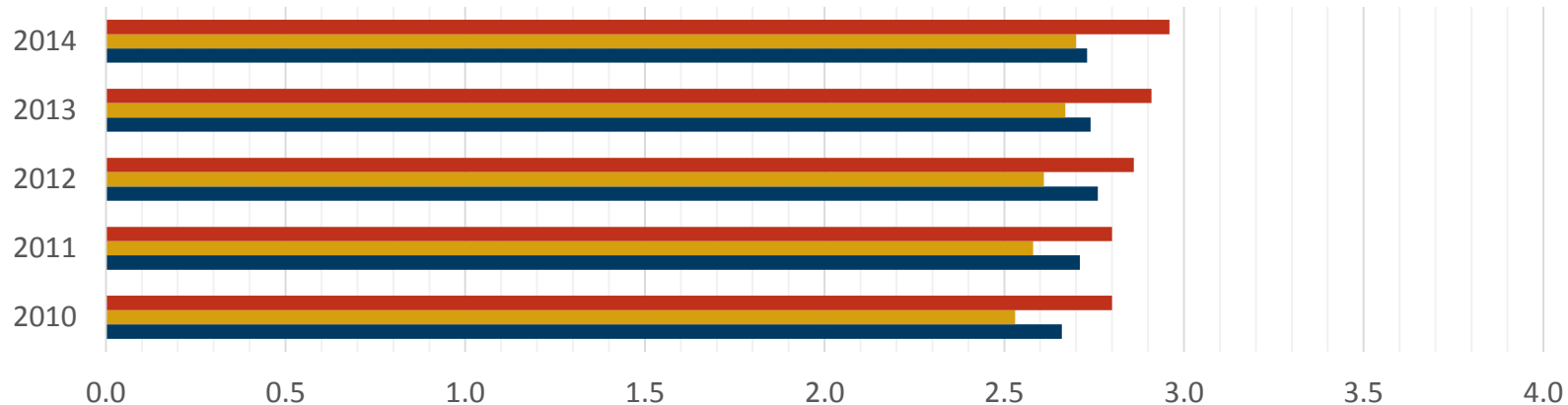
Average Term GPA - New Students



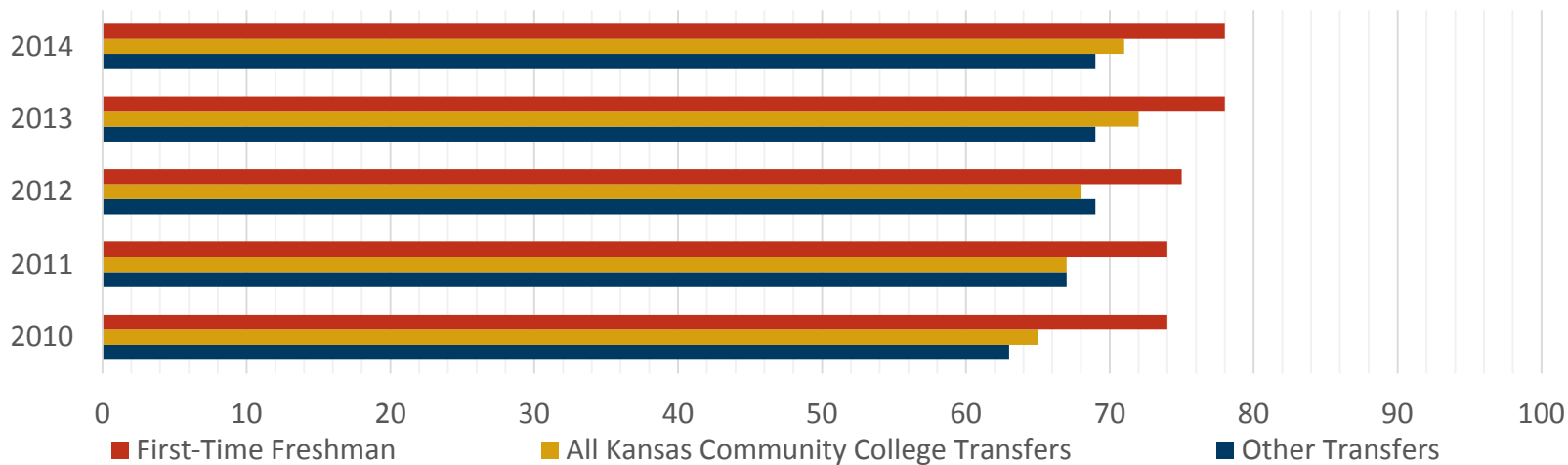
% Passed All Hours Attempted - New Students



Average Term GPA - New Students

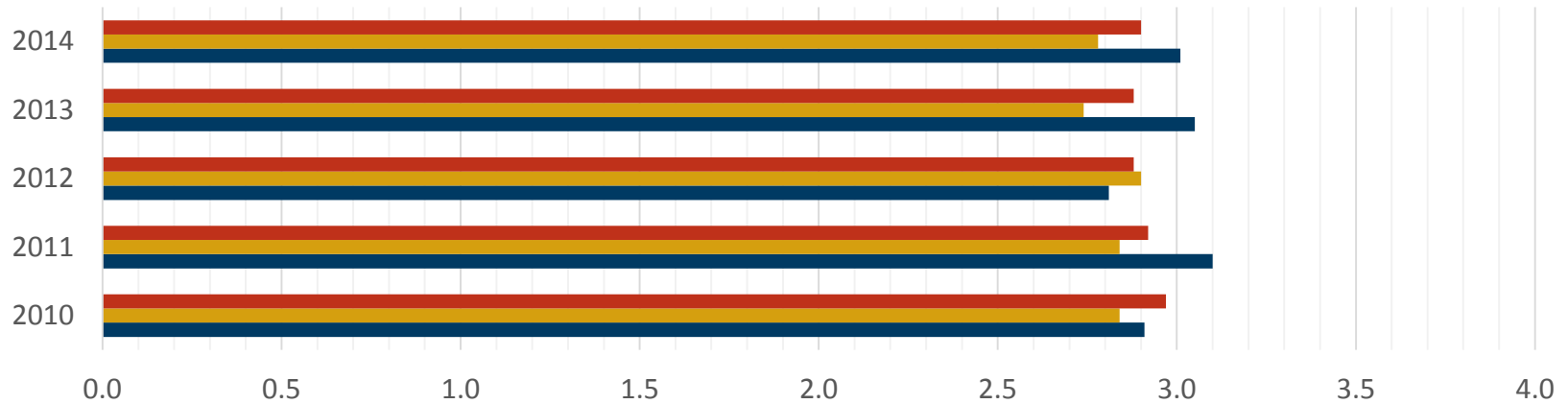


% Passed All Hours Attempted - New Students

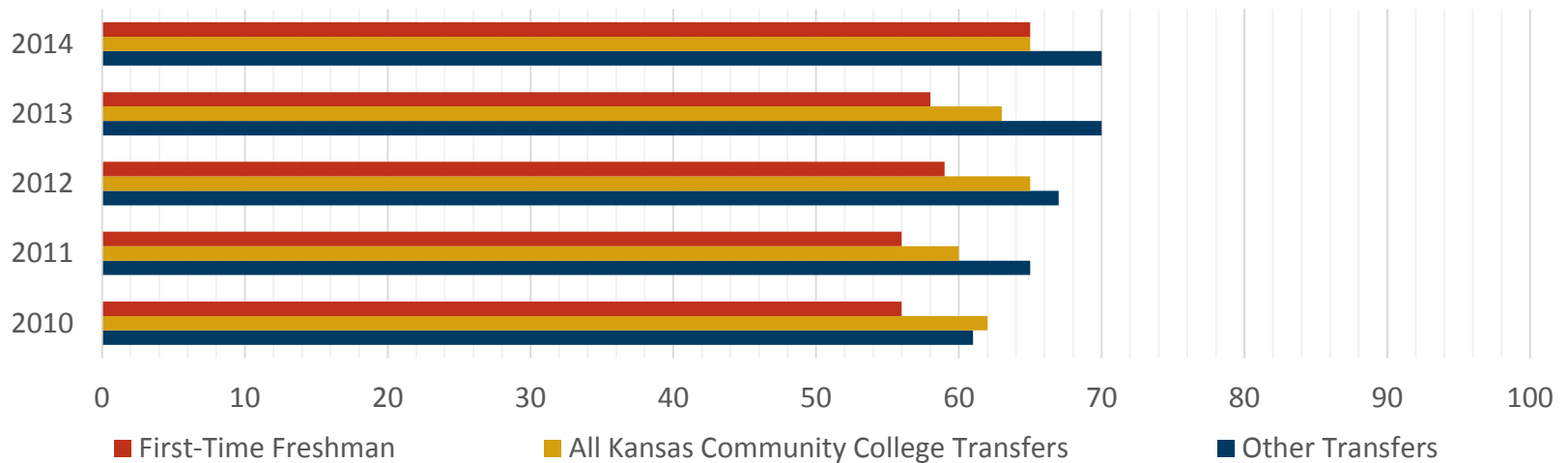




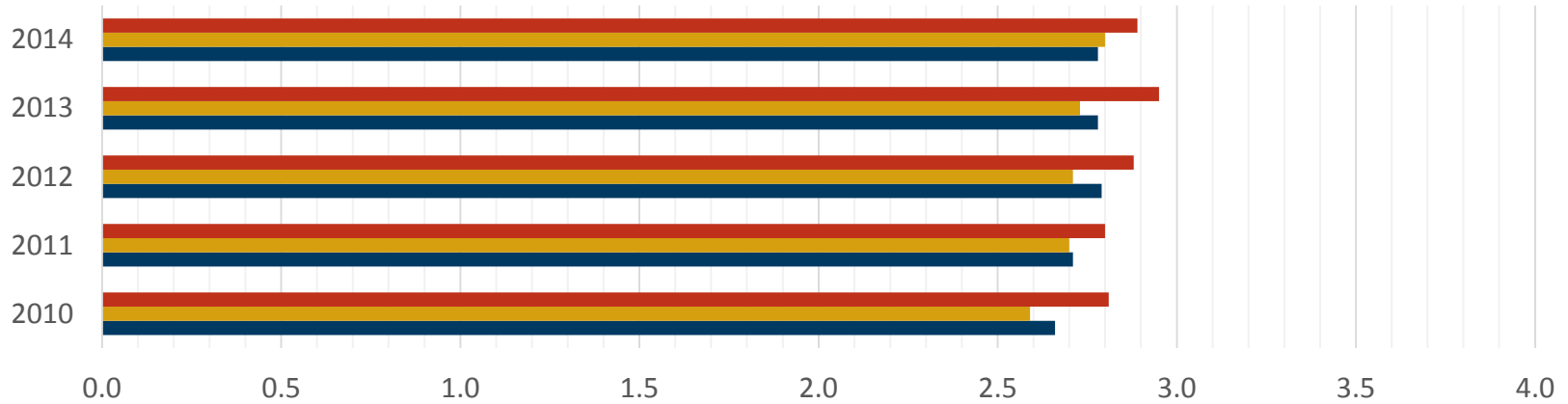
Average Term GPA - New Students



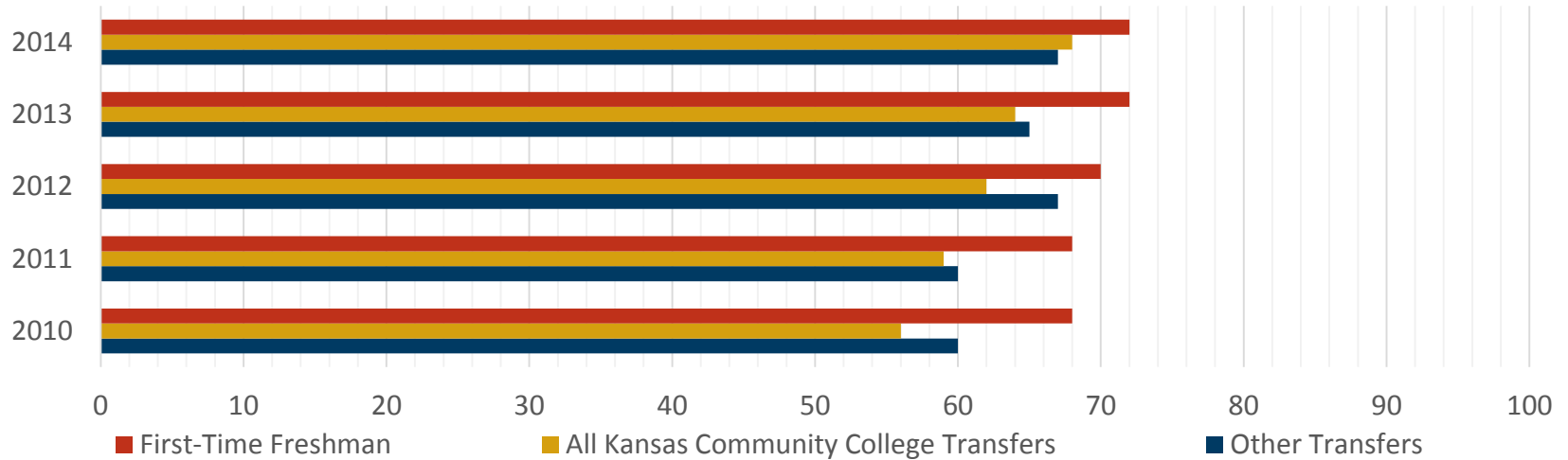
% Passed All Hours Attempted - New Students



Average Term GPA - New Students

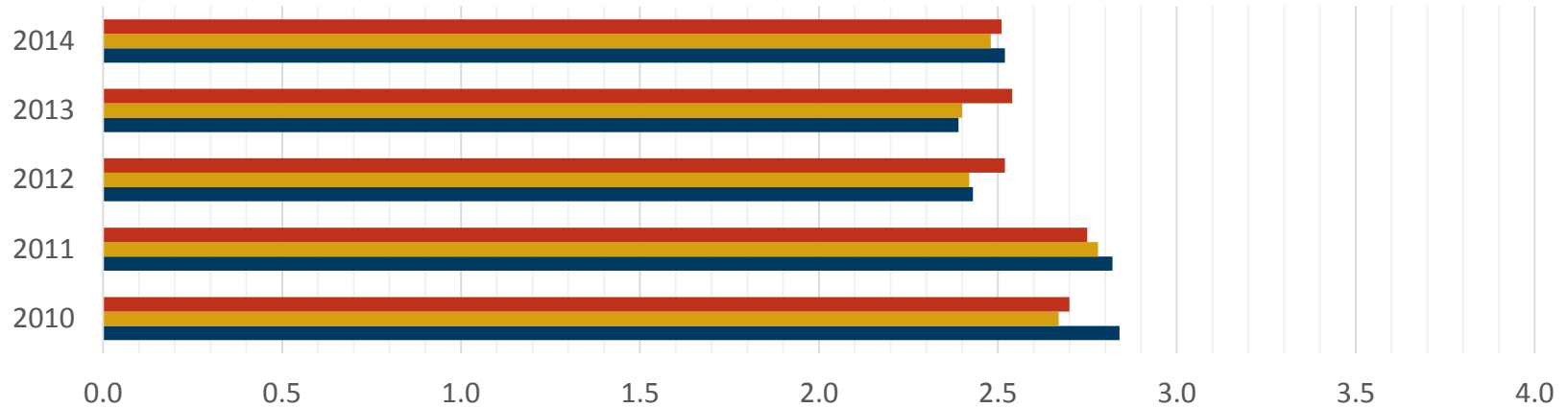


% Passed All Hours Attempted - New Students

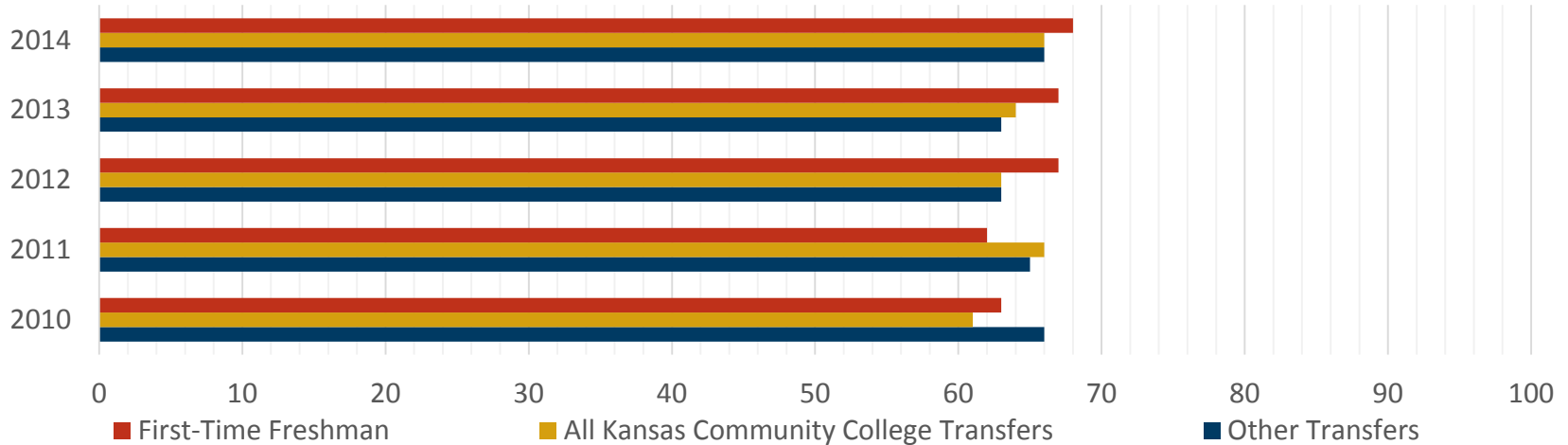




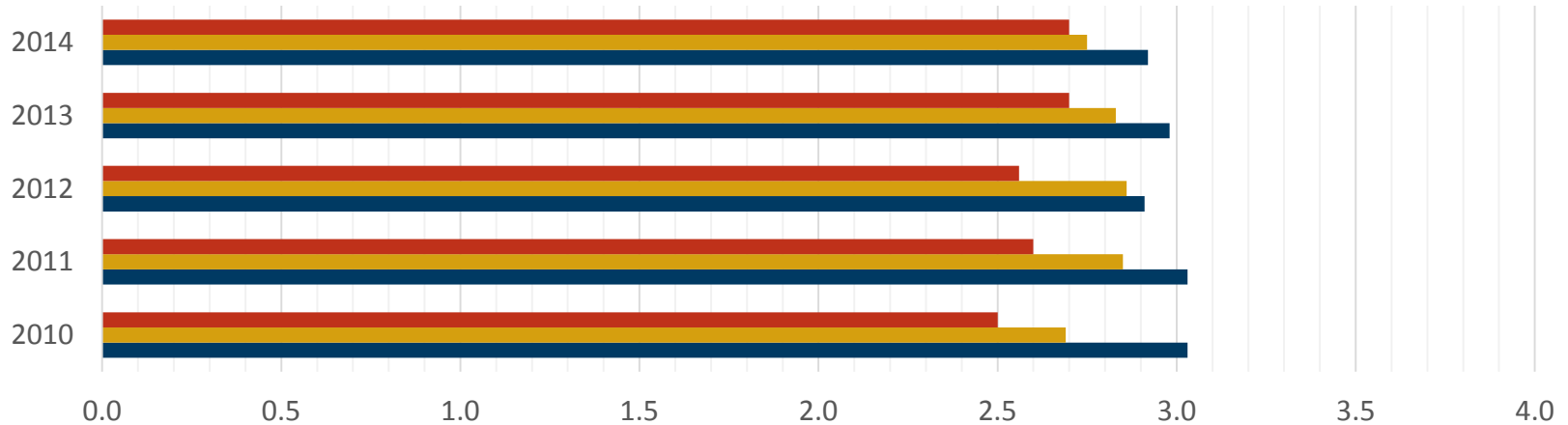
Average Term GPA - New Students



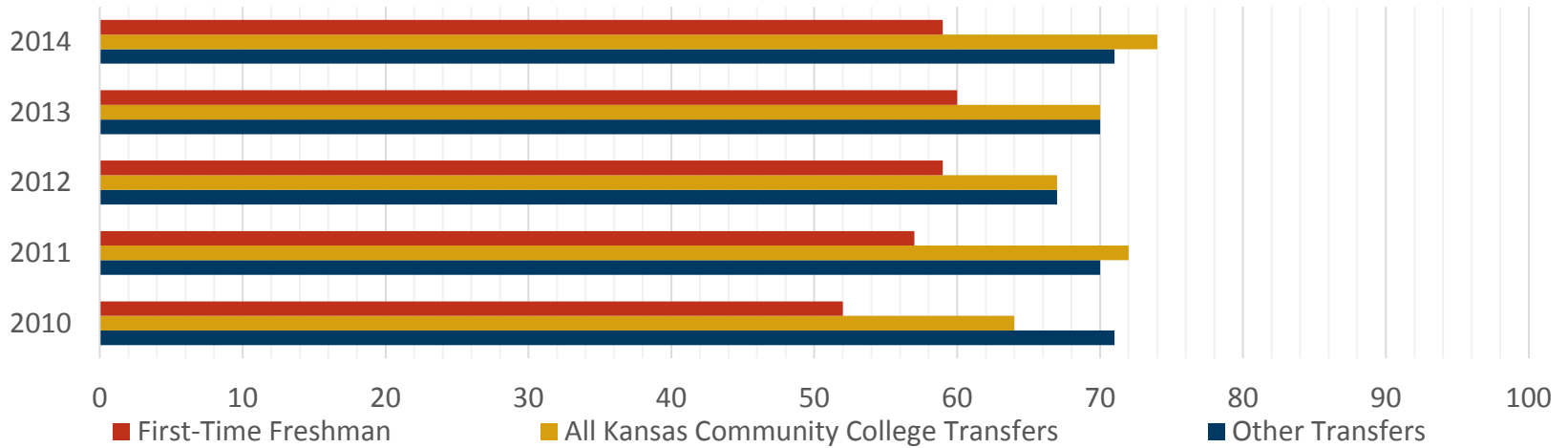
% Passed All Hours Attempted - New Students



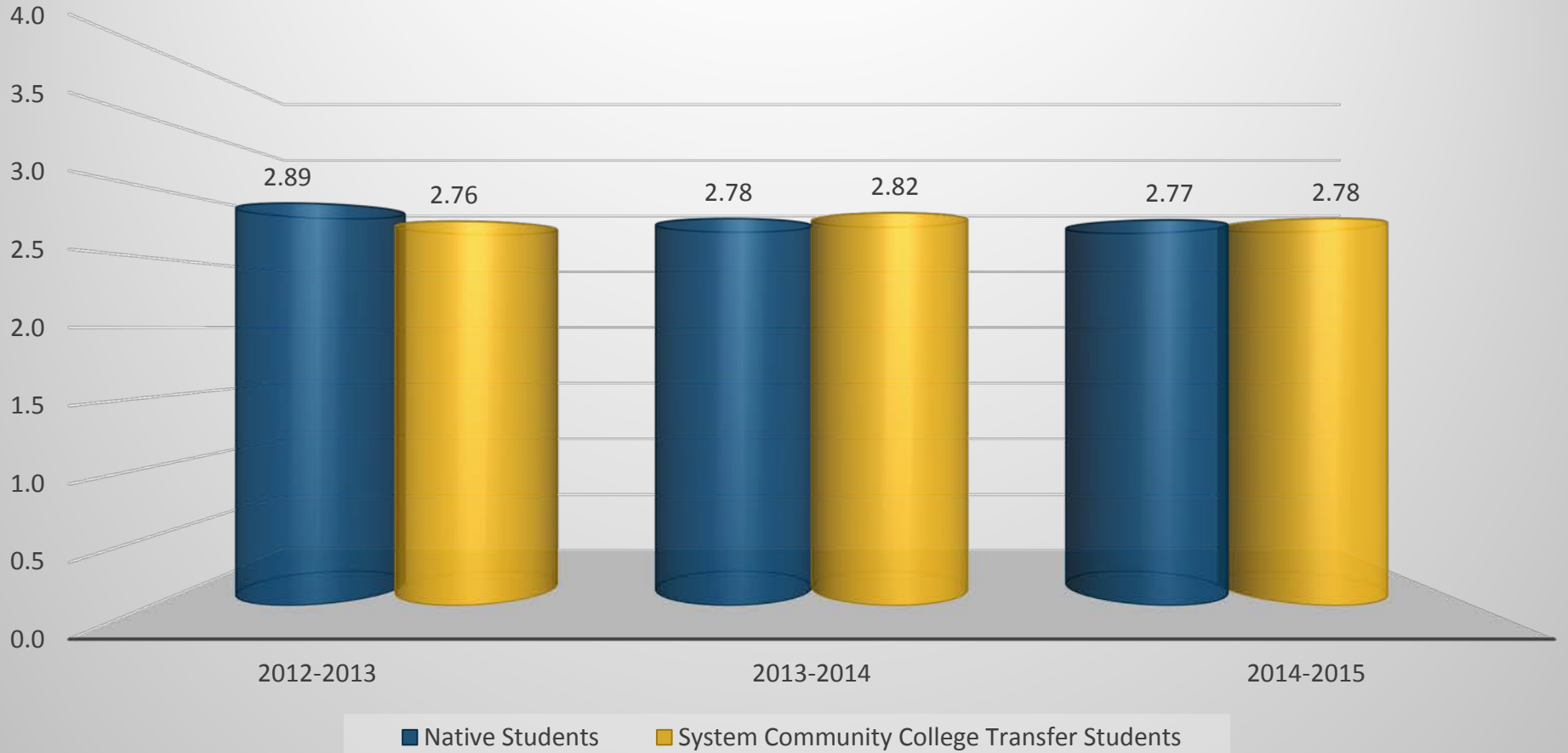
Average Term GPA - New Students



% Passed All Hours Attempted - New Students

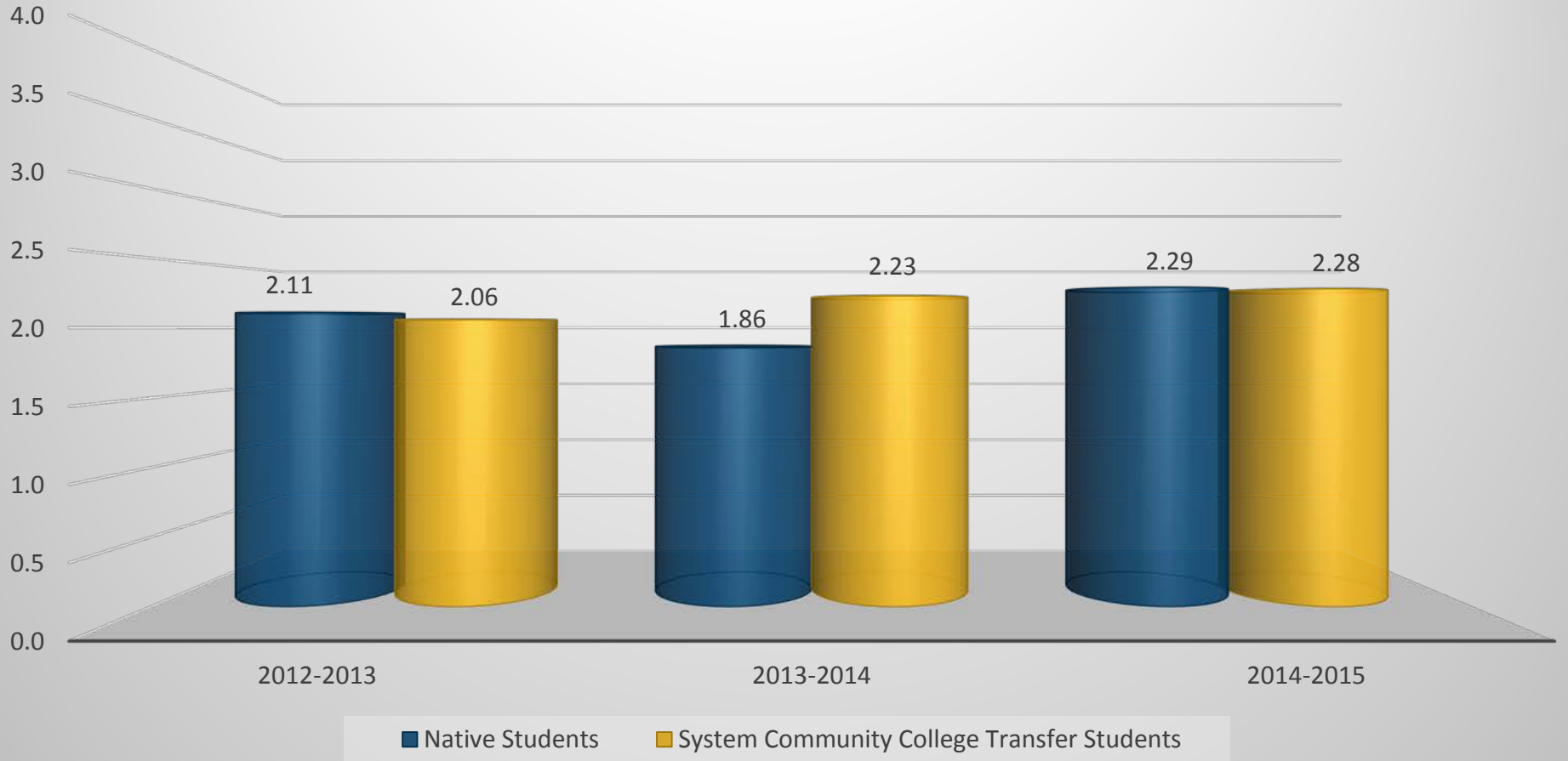


English Comp I to English Comp II Sequence GPA Comparison



KANSAS BOARD OF REGENTS Transfer Quality Assurance		NATIVE		TRANSFER		
		GPA ENGL Comp II	GPA ENGL Comp I	GPA ENGL Comp II	GPA ENGL Comp I	
		Number		Number		
2012-2013 State Universities		4,202	2.89	631	2.76	3.28
2013-2014 State Universities		5,511	2.78	662	2.82	3.31
2014-2015 State Universities		5,638	2.77	685	2.78	3.30

College Algebra to Calculus Sequence GPA Comparison



KANSAS BOARD OF REGENTS Transfer Quality Assurance	NATIVE			TRANSFER		
	Number	GPA Calculus	GPA College Algebra	Number	GPA Calculus	GPA College Algebra
2012-2013 State Universities	222	2.11	3.12	122	2.06	3.45
2013-2014 State Universities	223	1.86	3.06	130	2.23	3.38
2014-2015 State Universities	204	2.29	3.12	130	2.28	3.36

Accomplishments

- Participation of 265 faculty at 2015 KCOG meeting
- Faculty have articulated student outcomes for more than 66 System Wide Transfer courses
- Ongoing process of reviewing courses for articulation
 - New courses as appropriate
 - Existing courses on a 5 year rotation schedule
- Representation on TAAC from all sectors: 2- and 4-year institutions, Career and Technical Education, Kansas State Department of Education, and students
- Regular reports to Board of Academic Affairs Standing Committee (BAASC) and System Council of Chief Academic Officers (SCOCAO)

Ongoing Goals

- Increase communication with Council of Faculty Senate Presidents
- Expand and enhance communication to target students, families, academic advisors and counselors, faculty and our communities
- Improve understanding of work of KCOG and TAAC among college and university faculty



Transfer and Articulation Council

TAAC Quality Assurance Subcommittee Report

September 2016

★ LEADING HIGHER EDUCATION ★

ATTAINMENT

ALIGNMENT

EXCELLENCE