

FORESIGHT 2020

A 10-Year Strategic Agenda for the State's Public Higher Education System

Annual Progress Report January 2012





Foresight 2020 Dashboard

Objective	At-A-Glance
Alignment	○
Participation	↔
Graduation & Retention	↔
Student Success	○
Workforce Alignment	○ / ↑
State University Excellence	○

Legend

○
Incomplete
(Task)

✓
Complete
(Task)

↑
Trending Toward Goal
(Measure)

↓
Trending Away from Goal
(Measure)

↔
No Change
(Measure)



LEADING HIGHER EDUCATION



Align Systems & Institutions

- Objectives

- | | | |
|-----|----------------------------------|---|
| 1.1 | Identify Education Gaps | ✓ |
| 1.2 | Ensure Local Engagement | ○ |
| 1.3 | Revise Admissions Standards | ✓ |
| 1.4 | Address Institutional Alignment | ✓ |
| 1.5 | Communicate Admissions Standards | ○ |
| 1.6 | Increase Collaboration | ○ |

○ *Incomplete*

Align Systems & Institutions

Progress on Objectives

- 1.1 Identify Education Gaps
 - Gap Analysis Completed by P-20 Council
- 1.2 Ensure Local Engagement
 - Institutions are visiting with local high schools to address gaps
- 1.3 Revise Admissions Standards
 - Board adopted revised system admissions standards in December of 2011 and will make further clarifications to regulations in March of 2012
 - Staff will utilize longitudinal data system to assess impact
 - Additionally, the Board has challenged the University of Kansas to develop a set of comprehensive admissions standards.
- 1.4 Address Institutional Alignment
 - The Board and TEA have established a framework and process for technical program alignment
 - The Board has worked with KSDE and postsecondary institutions on implementation of an e-transcript initiative
 - The Board has established a Transfer and Articulation Advisory Council and will be approving a set of general education courses and a quality control system within the next year.
- 1.5 Communicate Admissions Standards
 - Board staff has worked with high school principals and counselors in communicating the new admission standards and will continue to do so.
- 1.6 Increase Collaboration
 - Beginning in 2013, state universities will begin report biennially on efforts to increase collaboration including alignment within the Kansas higher education system.

Increase Participation

- Objectives

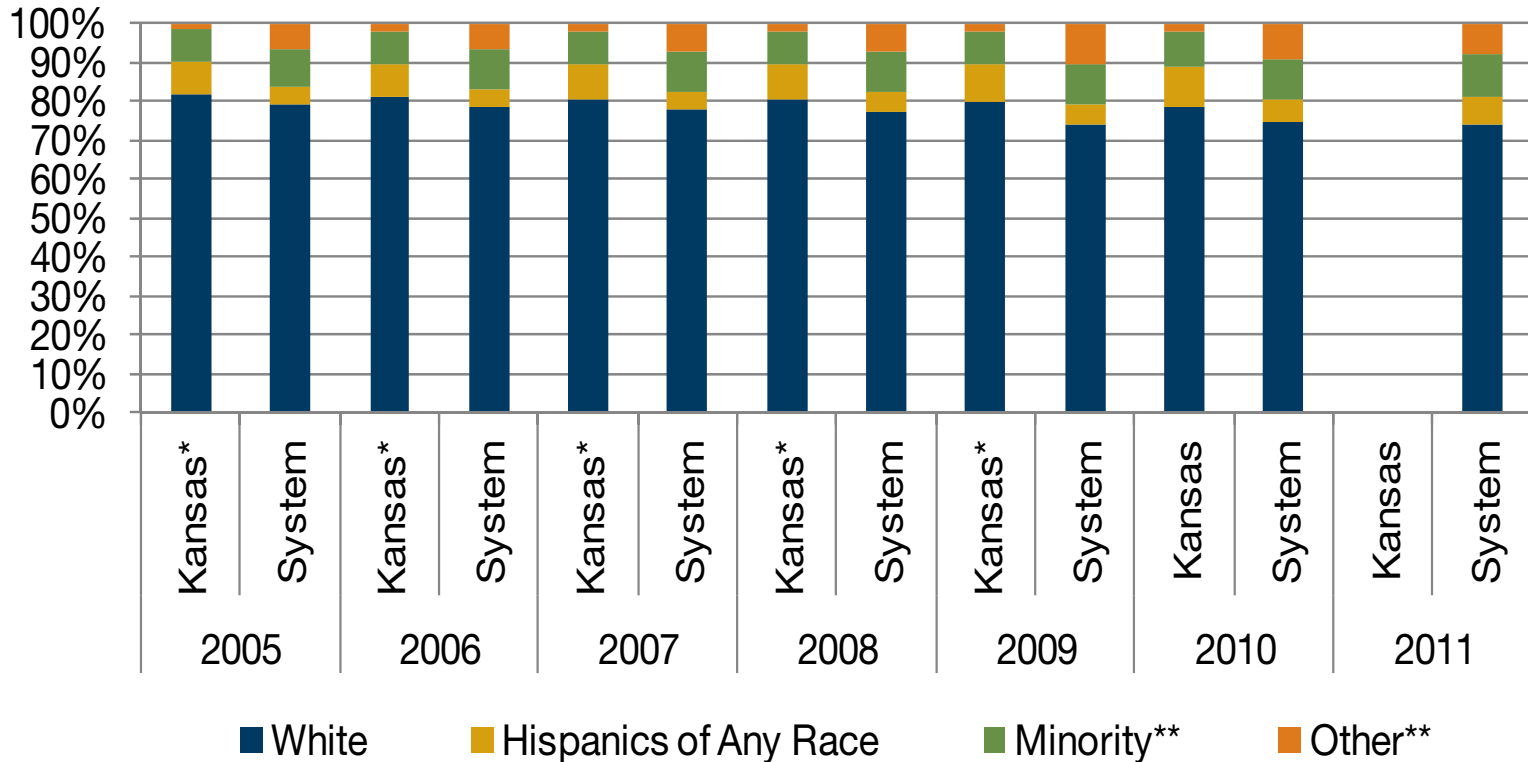
- | | | |
|-----|---------------------------------|---|
| 2.1 | Mirror the Kansas Demography | ↑ |
| 2.2 | Increase In-State Participation | ↔ |
| 2.3 | Engage the 25-39 Population | ↔ |
| 2.4 | Engage the 40-64 Population | ↔ |
| 2.5 | Increase ABE Participation | ↔ |
| 2.6 | Increase ESL Participation | ↔ |
| 2.7 | Increase ABE Transitions | ↔ |

↔ *No Change*

Mirror the Kansas Demography

- By 2020 or before, Kansas will improve levels of participation, within each higher education institution and across the system, that reflects the racial, ethnic, and economic demography of the state with a special focus on the most underrepresented students as measured by biannual progress on the baseline year of 2010.

System & Kansas Demographics



*2005-2009 are estimates based on the U.S. Census Bureau's American Community Survey.

**Minority includes African American, American Indian, Asian, and Pacific Islander. Other includes Unknown and Two or More Races.

Kansas Census - U.S. Census Bureau

System Enrollment Census - Kansas Board of Regents, KSPSD

⇔ *No Change* Increase In-State Participation

– By 2020 or before, Kansas will achieve “first in the nation” state status for in-state postsecondary participation among “traditional” students.

- Measure Accomplishment

In-State Postsecondary Participation
% Kansas High School Graduates Going Directly to a Kansas Public Institution

	1999-2000	2001-2002	2003-2004	2005-2006	2007-2008
	Rank / Rate	Rank / Rate	Rank / Rate	Rank / Rate	Rank / Rate
Kansas	2 / 59	23 / 47	6 / 53	9 / 56	12 / 56
Top State	NA / 59	NA / 60	NA / 60	NA / 69	NA / 72

Engage the 25-39 Population

– By 2020 or before, Kansas will achieve “top five” state status for participation of adults between the ages of 25-39 with only a high school diploma.

- **Measure Accomplishment**

Higher Education Participation per 1,000
Adults 25-39 With Only a High School Diploma

	Rank	Rate
Kansas	12	415
National Average	NA	377
Top 5 State	NA	490

National Center for Education Statistics—Fall 2009 Enrollment Data

U.S. Census—2009 American Community Survey.

Engage the 40-64 Population

– By 2020 or before, Kansas will achieve “top five” state status for participation of adults between the ages of 40-64 with only a high school diploma.

- **Measure Accomplishment**

Higher Education Participation per 1,000
Adults 40-64 With Only a High School Diploma

	Rank	Rate
Kansas	15	78
National Average	NA	76
Top 5 State	5	128

National Center for Education Statistics—Fall 2009 Enrollment Data

U.S. Census—2009 American Community Survey.

Increase ABE Participation

– By 2020 or before, Kansas will achieve the national average for enrollment of those with less than a high school diploma in the state-administered Adult Basic Education (ABE) programs.

- **Measure Accomplishment**

ABE Participation per 1,000
Adults 18-64

	Rate
Kansas	24
National Average	37

Increase ESL Participation

- By 2020 or before, Kansas will achieve the national average for enrollment of those with limited or no English language proficiency in English as a Second Language (ESL) programs.
- **Measure Accomplishment**

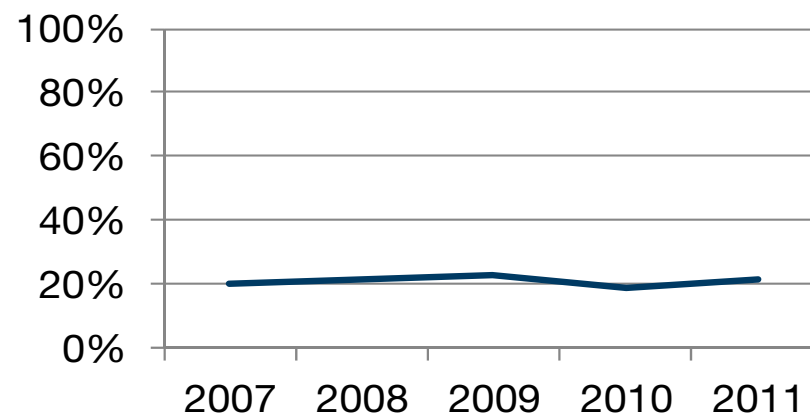
ESL Participation per 1,000
Adults 18-64

	Rate
Kansas	61
National Average	88

Increase ABE Transitions

- By 2020 or before, Kansas will double the percentage of Kansas ABE participants who achieve the goal of continuing on to postsecondary education.
- **Measure Accomplishment**

ABE Participants Transitioning to Postsecondary



Increase Participation

- Objectives

- | | | |
|------|---------------------------------------|---|
| 2.8 | Increase Student Financial Assistance | ○ |
| 2.9 | Promote Out-of-State Recruitment | ○ |
| 2.10 | Provide Workforce Assistance | ○ |
| 2.11 | Enhance Distance Education | ✓ |

 *No Change*

Increase Participation

Progress on Objectives 2.8 – 2.11

- 2.8 Increase Student Financial Assistance
 - In January of 2011, the Board proposed to the Kansas Legislature KAN-HELP, a \$10 million university student need-based financial assistance program. It was not funded by the Legislature
 - In the FY 13 Board legislative proposals, the Board proposed a \$2.7 million college and university student need-based financial assistance program through the Comprehensive Grant Program.
- 2.9 Promote Out-of-State Recruitment
 - The Board in cooperation with university leaders has already provided some support in policy to assist with recruitment of out-of-state students. By September of 2012, the Board in cooperation with university leaders will adopt additional initiatives aimed at recruiting out-of-state students to Kansas and will report results in the annual Foresight 2020 report.
- 2.10 Provide Workforce Assistance
 - The Board and staff utilized a user group in proposing a revised Technical Education Grant Program in its FY 13 legislative initiatives which is aimed at assisting students who pursue certificate and associates degrees in technical education.
- 2.11 Enhance Distance Education
 - The Board adopted a revised distance education policy in September of 2010 and each university submitted distance education plans based on the revised policy in May of 2011 that were approved by the Board.
 - Universities are required to submit a report and updated plans in 2013.

Improve Retention & Graduation Rates

- Objectives

- | | | |
|-----|--------------------------------|---|
| 3.1 | Recruit Non-Completers Back | ○ |
| 3.2 | Improve System Retention | ↓ |
| 3.3 | Improve System Graduation | ↔ |
| 3.4 | Improve Educational Attainment | ↔ |

↔ *No Change*

Improve Retention & Graduation Rates

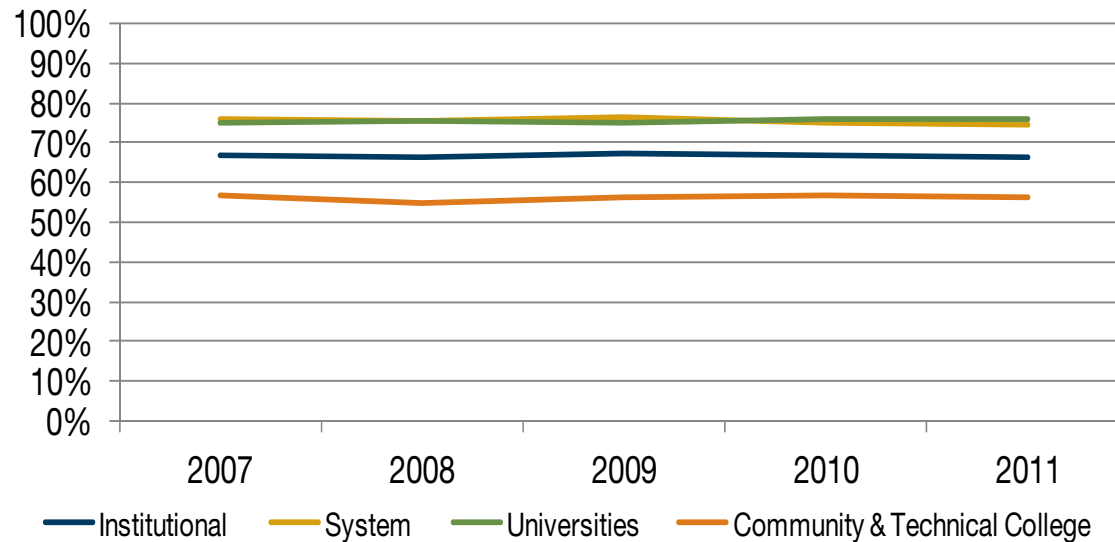
Progress on Objective 3.1

- 3.1 Recruit Non-Completers Back
 - The Board staff is currently working with institution leaders to develop an initiative aimed at identifying and recruiting non-completers back to the higher education system to complete a degree or credential. The Board will receive the initiative by September of 2012.

Improve System Retention

– By 2020 or before, Kansas will achieve a 10 percentage point increase in first-to-second year retention rates across the higher education system.

- Measure Accomplishment

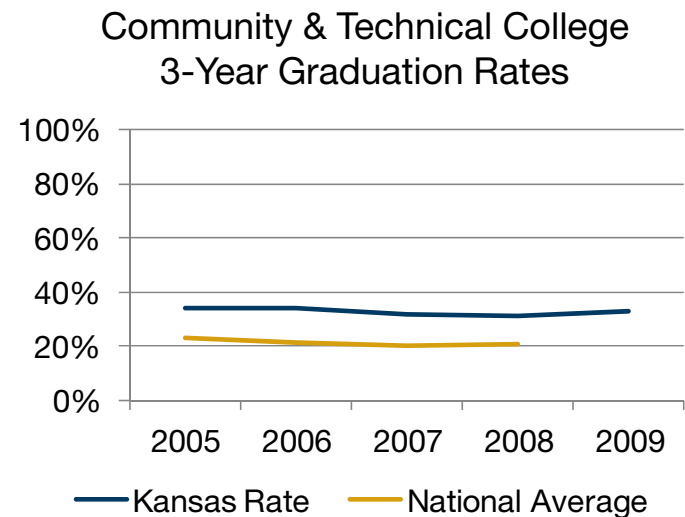
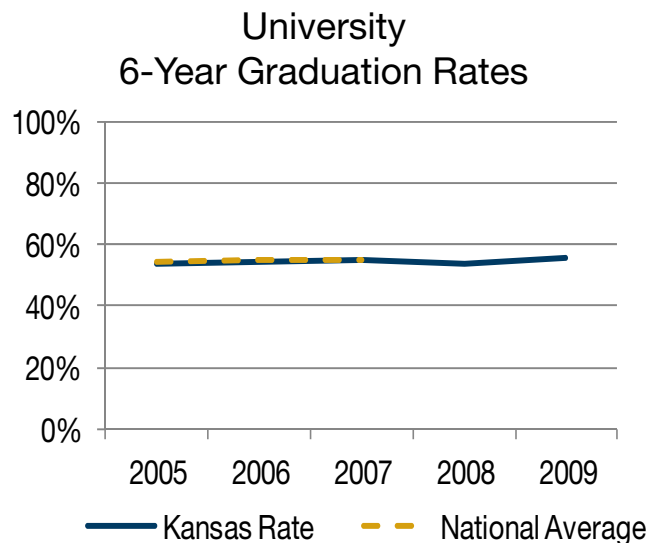


KSPSD Fall Enrollment and Completion Files

Improve System Graduation

- By 2020 or before, Kansas will achieve a 10 percentage point increase in the six-year graduation rate for public universities and the three-year graduation rate for community and technical colleges.

- **Measure Accomplishment**



Improve Educational Attainment

– By 2020 or before, Kansas will achieve “top ten” state status for the percentage of students who have earned an associate degree or higher.

- **Measure Accomplishment**

Percent of Kansans with Associate Degree or Higher

	2005	2006	2007	2008	2009	2010
	Rank / %	Rank / %	Rank / %	Rank / %	Rank / %	Rank / %
Kansas	19 / 38	18 / 38	17 / 39	16 / 40	18 / 39	18 / 41
Top 10 State	10 / 43	10 / 43	10 / 44	10 / 44	10 / 44	10 / 44

Enhance Student Success

- Objectives

- 4.1 Define Foundational Skills ○
- 4.2 Develop Skills Measures ○
- 4.3 Report Foundational Skills ○

○ *Incomplete*

Enhance Student Success

Progress Report on Objectives

- 4.1 Define Foundational Skills
 - The System Council of Chief Academic Officers (SCOCAO) are currently identifying the skills to be assessed.
- 4.2 Develop Skills Measures
 - SCOCAO is also considering the measures to use in assessing these skills.
- 4.3 Report Foundational Skills
 - The first skills assessment reports are scheduled for 2014.

Align with Kansas Workforce Needs

- Objectives

- | | | |
|-----|---------------------------------|---|
| 5.1 | Workforce Needs Report | ○ |
| 5.2 | University Research Initiatives | ○ |
| 5.3 | STEM Awards | ↑ |

○ Incomplete / ↑ Exceeding Objective

Align with Kansas Workforce Needs

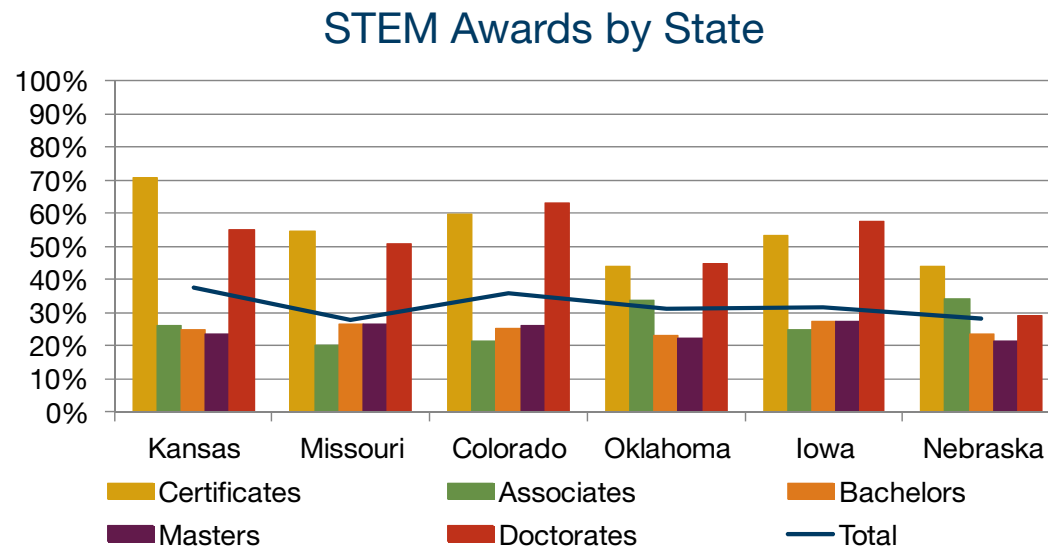
Progress on Objectives 5.1 – 5.2

- 5.1 Workforce Needs Report
 - Board staff reported on the state of the Kansas workforce and the current and future needs of the workforce.
 - One conclusion reached was that targeted, strategic initiatives will continue to be needed in meeting specific workforce needs.
 - Also, for the Kansas economy, degree and type of degree matter.
- 5.2 University Research Initiatives
 - The Board formed the Council of Chief Research Officers and met with them at the August, 2011 retreat.
 - The Council is scheduled to report to the Board in the Spring of 2012 on the state science and technology plan being developed to assist in obtaining funding for university research projects.

STEM Awards

- By 2020 or before, Kansas will achieve or exceed the regional average for percentage of credential or degrees awarded in science, technology, engineering and mathematics (STEM) fields.

- Measure Accomplishment



Ensure State University Excellence

- Objectives

6.1 University Rankings ○

6.2 Mission Driven Research ○

○ Incomplete

Ensure State University Excellence Progress Report

- 6.1 University Rankings
 - In the fall of 2011, state university CEOs shared strategic and aspirational goals with the Board which will form the foundation for measuring improvement.
- 6.2 Mission Driven Research
 - As noted in 5.2, the newly organized Council of Chief Research Officers will be reporting to the Board in 2012 on areas for expansion of research capacity and/or focus.

Closing Thought

One of the difficulties that we have in changing the system is that we want it better but not different!

Closing Thought

The ultimate key to our success in achieving these goals for higher education in Kansas is if the leaders of every higher education institution embraces them and sees them as important to the success of their institution.