



Kansas State System (200118)

Policy Option(s)

- 1
- 2
- 3
- 4


Kansas State System (200118) - Utilization as of August 1, 2024

Confidential Property of UnitedHealth Group. Recipient shall be liable for using and protecting from further disclosure or misuse, consistent with applicable law.

Annualized Membership

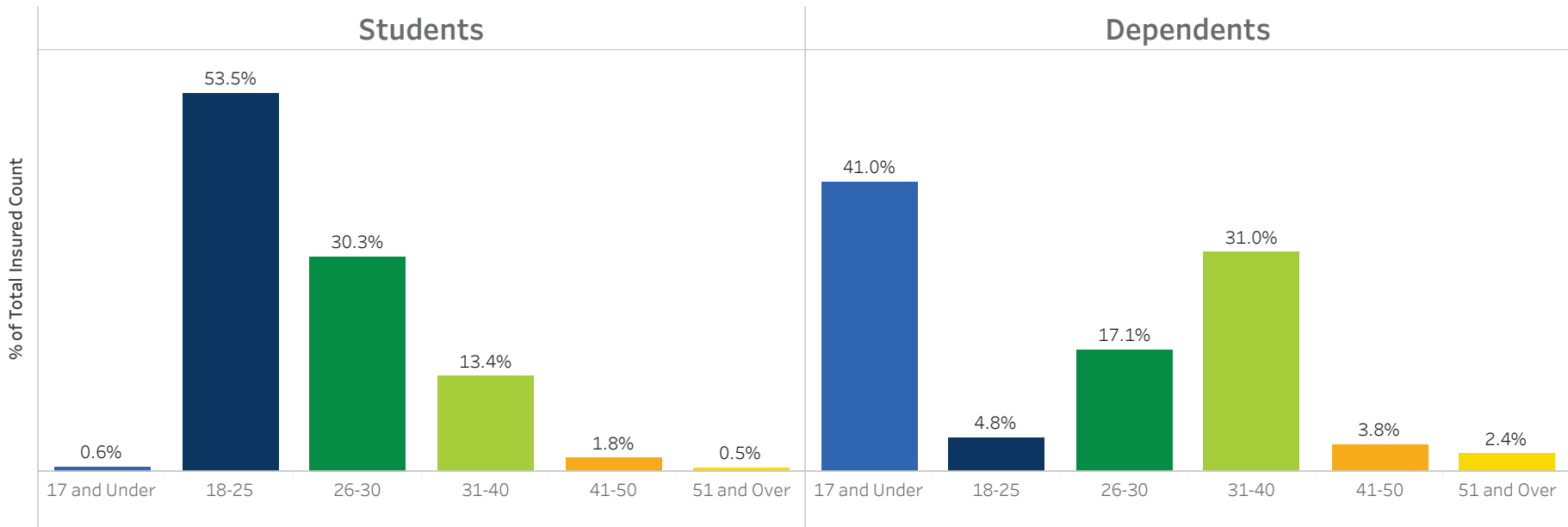
2023-24 policy year is an estimate.

■ Students ■ Dependents



2023-24 Membership by Age Group

■ 17 and Under ■ 26-30 ■ 41-50
 ■ 18-25 ■ 31-40 ■ 51 and Over

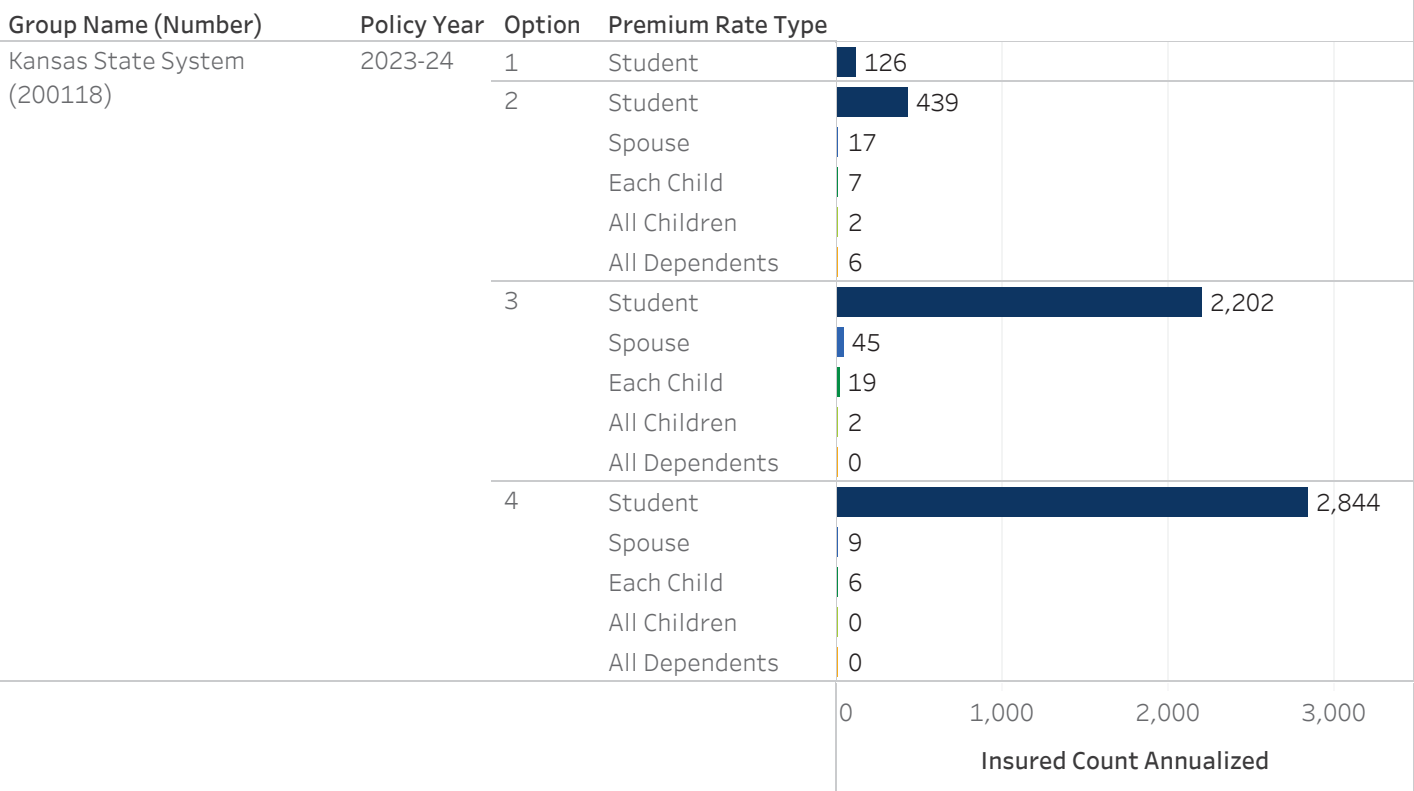


Kansas State System (200118) - Membership as of August 1, 2024

Confidential Property of UnitedHealth Group. Recipient shall be liable for using and protecting from further disclosure or misuse, consistent with applicable law.

Annualized Insured Counts

*2024-25 Policy Year Annualized Insured Count is an estimate.



Kansas State System (200118) - Annualized Membership as of August 24, 2024

Confidential Property of UnitedHealth Group. Recipient Shall be liable for using and protecting from further disclosure or misuse, consistent with applicable law.

Annualized Membership by Rate Type

*2024-25 Policy Year Annualized Insured Count is an estimate.

Group Name (Number)	Premium Rate Type	2023-24
Kansas State System (200118)	Student	5,611
	Spouse	71
	Each Child	32
	All Children	4
	All Dependents	6
Grand Total		5,724

*Annualized Membership is calculated by dividing the total premium received by the annual rate. For the in-progress policy year (2024-25) annualized membership is estimated for each rate type by totaling the monthly membership count year-to-date divided by the prior years membership received year-to-date.

Kansas State System (200118) - Annualized Membership as of August 24, 2024

Confidential Property of UnitedHealth Group. Recipient Shall be liable for using and protecting from further disclosure or misuse, consistent with applicable law.

Insured Count by Rate Type and Option

Kansas State System (200118)

Policy Year 2023-24

Total Number of Insureds with active coverage as of August 26, 2024

Group Name (Number)	Client Name (Num..)	Premium Rate Type	1	2	3	4	Total
Kansas State System (200118)	Emporia State University (197)	Student	6	5	73	137	211
		Total	6	5	73	137	211
	Fort Hays State University (2005)	Student	8	4		191	203
		Total	8	4		191	203
Kansas State University (470)		Student	29	108	893	455	1,412
		Spouse		4	32	3	38
		Each Child			7		7
		All Children				4	4
		All Dependents		3			3
		Total	29	115	932	462	1,464
Pittsburg State University (2009)		Student	3		86	332	404
		Spouse			2	2	4
		Each Child			3	4	7
		All Children			2		2
		All Dependents				3	3
		Total	3		91	338	415
University of Kansas - Medical Center (2070)		Student	7	334	204	13	549
		Spouse		15	8	1	24
		Each Child		10	6		16
		All Children		2	2		4
		All Dependents		6			6
		Total	7	367	220	14	597
University of Kansas (471)		Student	89	57	1,183	1,152	2,379
		Spouse			27	12	38
		Each Child		1	18	12	29
		All Children		2	2	4	8
		All Dependents		7	4		11
		Total	89	67	1,224	1,178	2,458

Kansas State System (200118) - Total Insured Counts - Active Coverage as of August 26, 2024

Confidential Property of UnitedHealth Group. Recipient shall be liable for using and protecting from further disclosure or misuse, consistent with applicable law.

Insured Count by Rate Type and Option

Kansas State System (200118)

Policy Year 2023-24

Total Number of Insureds with active coverage as of August 26, 2024

Group Name (Number)	Client Name (Num..)	Premium Rate Type	1	2	3	4	Total	
Kansas State System (200118)	Kansas (471)	Total	89	67	1,234	1,178	2,463	
	Wichita State	Student	23	55	412	1,836	2,225	
	University (180)	Spouse			4	5	2	11
		Each Child			1		1	2
		All Dependents			3			3
		Total		23	63	417	1,839	2,241
	Total		165	620	2,962	4,157	7,584	
# of Unique Members			165	620	2,962	4,157	7,584	

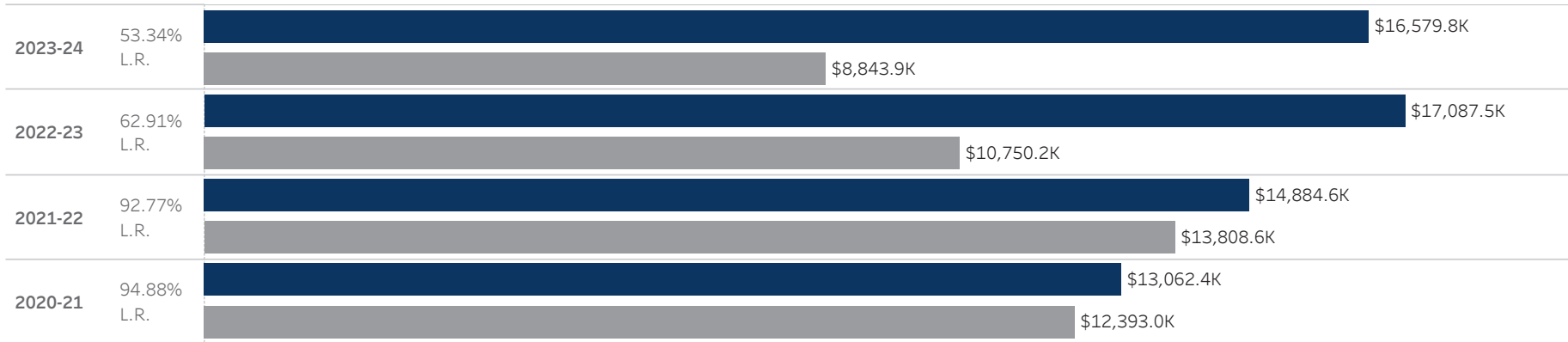
Kansas State System (200118) - Total Insured Counts - Active Coverage as of August 26, 2024

Confidential Property of UnitedHealth Group. Recipient Shall be liable for using and protecting from further disclosure or misuse, consistent with applicable law.

Plan Experience Overview

All Insureds P&L

■ Premium ■ Paid Claims

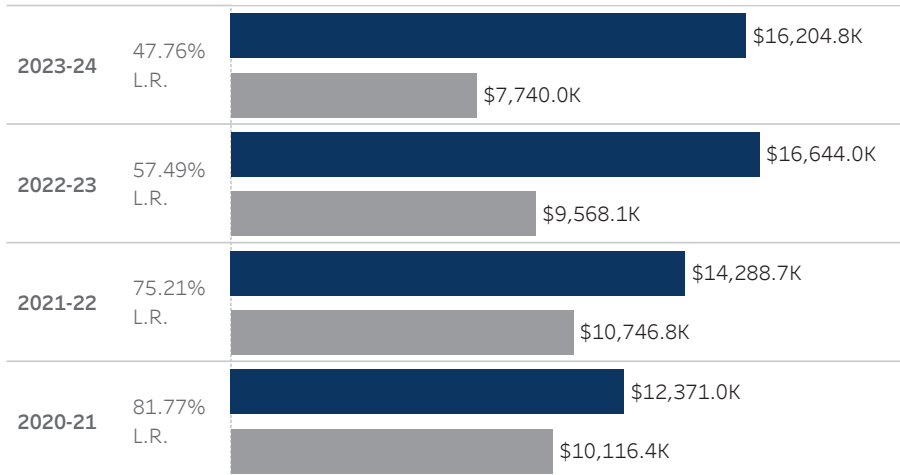


Values are displayed in thousands

The premium reported includes all of the following taxes and fees: Premium tax, PPACA Patient-centered Outcomes Research Institute (PCORI) fee, PPACA reinsurance fee and the PPACA health insurance tax (HIT). Also included in the premium is all outside broker commissions (if applicable.)

Students - P&L

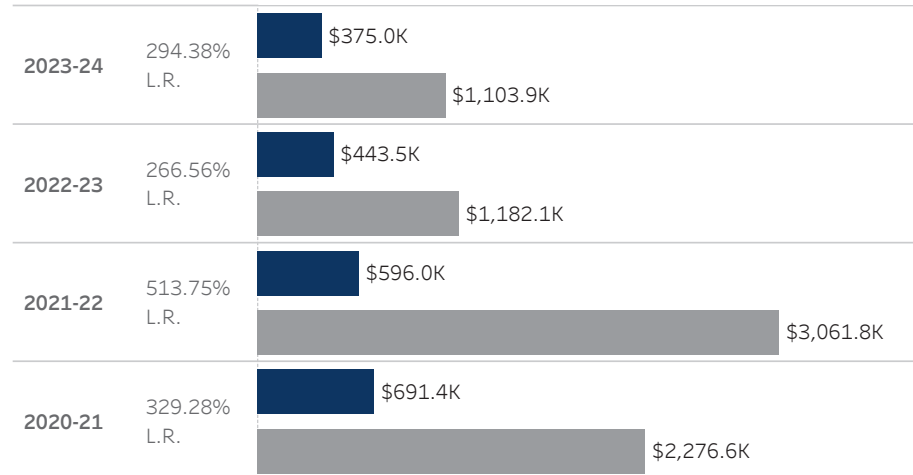
■ Premium ■ Paid Claims



Values are displayed in thousands

Dependents - P&L

■ Premium ■ Paid Claims

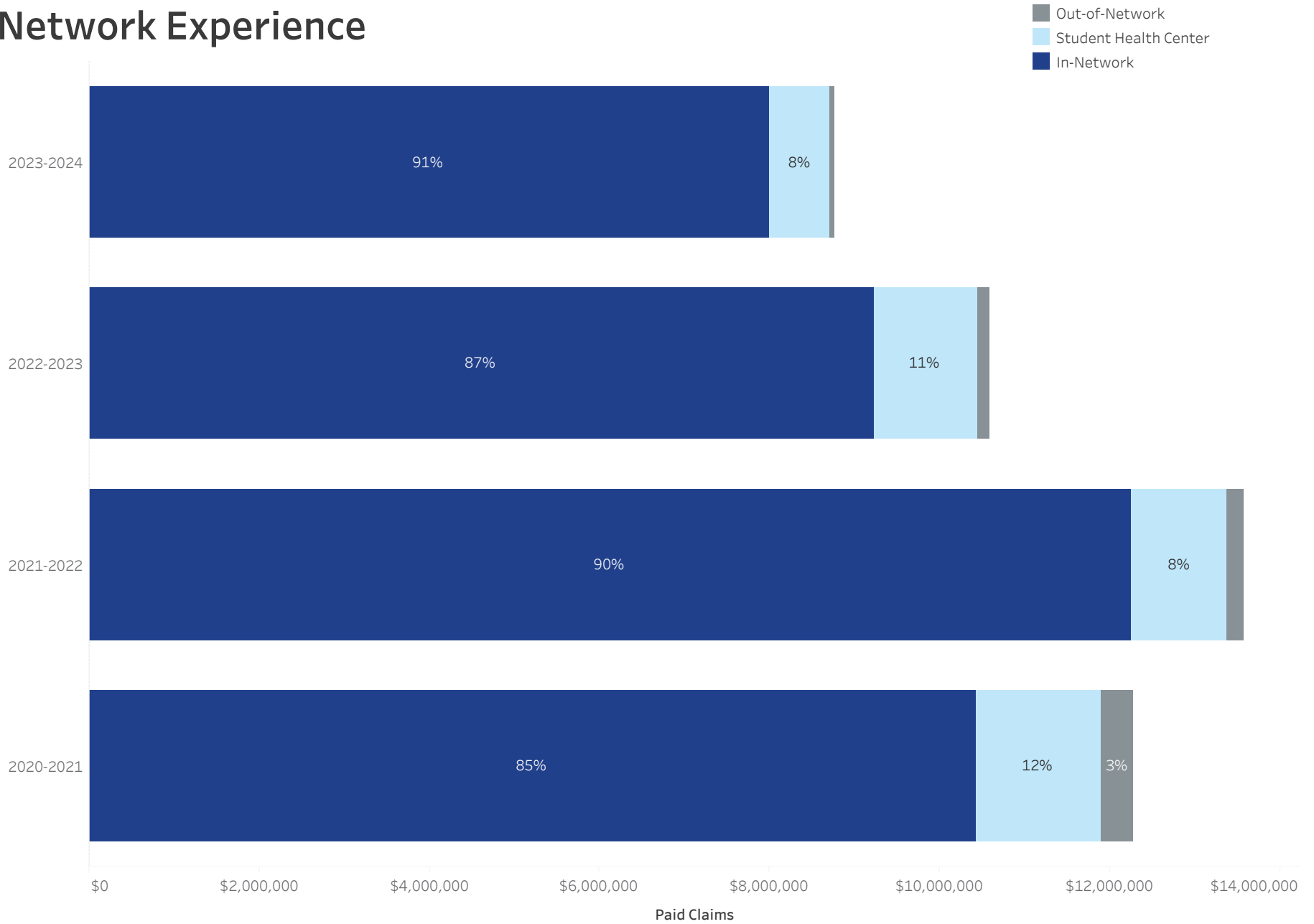


Values are displayed in thousands

Kansas State System (200118) - Utilization as of August 1, 2024

Confidential Property of UnitedHealth Group. Recipient shall be liable for using and protecting from further disclosure or misuse, consistent with applicable law.

Network Experience



Kansas State System (200118) - Utilization as of August 1, 2024

Confidential Property of UnitedHealth Group. Recipient shall be liable for using and protecting from further disclosure or misuse, consistent with applicable law.

SR Charge Category Utilization as of 8/1/2024

Kansas State System (200118)

Policy Option(s): All | Insured Location: All

Insured Type: All | Charge Type: All | Charge Service Type: All | Charge Code Description: All | Cause Code: All

Charge Service Type	Charge Description Category	2022-2023				2023-2024			
		Claimant Count	Claim Count	Claimed Amount	Paid Claims	Claimant Count	Claim Count	Claimed Amount	Paid Claims
Grand Total				\$29,223,257	\$10,750,238			\$23,734,076	\$8,843,898
Outpatient	Total			\$23,348,339	\$8,405,216			\$17,263,019	\$6,319,665
	Null					0	0		(\$12)
	ADJUSTMENTS	291	1,133	\$0	(\$400,528)	505	1,225	\$0	(\$270,430)
	AMBULANCE	50	58	\$119,418	\$68,073	27	33	\$27,965	\$15,300
	ANESTHETIST	141	199	\$157,527	\$59,394	89	129	\$88,841	\$36,000
	ASSISTANT SURGEON	18	20	\$82,137	\$5,598	11	11	\$27,974	\$1,295
	CAT SCAN / MRI	300	670	\$1,811,076	\$378,972	239	528	\$1,452,604	\$294,647
	CHEMOTHERAPY	10	58	\$1,332,605	\$278,363	9	45	\$781,664	\$139,727
	CLAIM INTEREST	341	754	\$0	\$16,851	158	233	\$0	\$545
	DENTAL	11	15	\$11,144	\$238	12	14	\$4,179	\$41
	DURABLE MED/BRACES/APPL	160	293	\$146,913	\$39,728	160	268	\$168,202	\$42,725
	GROUP LEDGER BILLING	6	29	\$0	\$0	1	1	\$0	\$0
	HOSPITAL MISCELLANEOUS	17	39	\$603,422	\$202,588	1	1	\$75	\$53
	INJECTIONS	1,386	2,550	\$595,222	\$417,615	1,634	2,783	\$495,167	\$375,908
	INVESTIGATIONS/LEGAL					2	2	\$1,702	\$1,702
	LABORATORY	3,069	13,725	\$3,590,133	\$1,213,311	3,857	10,797	\$2,653,654	\$883,680
	MEDICAL EMERGENCY	331	438	\$1,347,209	\$323,662	257	332	\$993,508	\$213,309
	MEDICAL RECORDS	3	3	\$826	\$826	1	1	\$10	\$10
	OTHER	21	139	\$12,105	\$12,105	20	93	\$4,301	\$4,301
	OTHER INSURANCE	4	9	\$0	(\$1,026)	1	1	\$0	(\$765)
	OUTPATIENT SURGERY	545	833	\$675,685	\$183,448	501	695	\$431,797	\$115,936
	OUTPATIENT SURGICAL FACILITIES	153	222	\$2,833,565	\$729,404	105	121	\$1,607,005	\$406,587
	PHYSICIAN VISITS	3,115	11,452	\$2,074,641	\$937,177	3,398	11,259	\$1,898,462	\$888,656
	PHYSIOTHERAPY	216	1,104	\$440,008	\$125,070	269	1,273	\$421,764	\$120,002
	PRESCRIPTIONS	2,836	22,715	\$5,384,443	\$2,395,752	2,883	22,652	\$4,496,439	\$2,016,136
	RADIATION THERAPY					1	5	\$161,520	\$68,493

Insured Type: All | Charge Type: All | Charge Service Type: All | Charge Code Description: All | Cause Code: All

Kansas State System (200118) - Utilization as of 8/1/2024

Confidential Property of UnitedHealth Group. Recipient Shall be liable for using and protecting from further disclosure or misuse, consistent with applicable law.

SR Charge Category Utilization as of 8/1/2024

Kansas State System (200118)

Policy Option(s): All | Insured Location: All

Insured Type: All | Charge Type: All | Charge Service Type: All | Charge Code Description: All | Cause Code: All

Charge Service Type	Charge Description Category	2022-2023				2023-2024			
		Claimant Count	Claim Count	Claimed Amount	Paid Claims	Claimant Count	Claim Count	Claimed Amount	Paid Claims
Outpatient	REFUNDS	8	10	\$0	(\$7,387)	38	38	\$0	(\$2,387)
	SHC-ADJUSTMENTS	54	246	\$189	\$0	4	24	\$0	\$0
	SHC-CONSULTANT	3	3	\$45	\$45	1	1	\$45	\$45
	SHC-GROUP LEDGER BILLING	3	2	\$42,110	\$42,334	1	0		\$12
	SHC-HOSPITAL MISCELLANEOUS	90	99	\$21,855	\$21,830	10	11	\$1,627	\$1,627
	SHC-INJECTIONS	794	2,199	\$209,211	\$118,554	215	605	\$35,927	\$35,927
	SHC-LABORATORY	93	191	(\$949)	(\$899)	15	26	\$197	\$212
	SHC-PHYSICIAN VISITS	1,312	2,383	\$146,841	\$146,841	60	69	\$11,604	\$11,604
	SHC-PHYSIOTHERAPY	148	998	\$62,521	\$62,521	47	252	\$18,180	\$18,180
	SHC-PRESCRIPTIONS	936	3,852	\$457,085	\$457,098	518	3,121	\$581,282	\$581,282
	SHC-PROFESSIONAL FEE	2,492	10,056	\$332,072	\$316,363	303	1,319	\$70,274	\$66,439
	SHC-PSYCHOTHERAPY	18	77	\$1,426	\$1,426				
	SHC-SURGERY	126	230	\$23,870	\$23,870	16	36	\$3,306	\$3,306
	SHC-UNKNOWN	4	11	\$719	\$0	2	9	\$2,033	\$0
	SHC-XRAYS	275	305	\$25,753	\$25,213	46	48	\$3,814	\$3,649
	STATE MANDATE TAX	3	11	\$183	\$151				
	SUPPLIES/MISC	100	118	\$90,828	\$52,236	440	596	\$140,734	\$68,967
	URGENT CARE	8	8	\$10,336	\$1,556	3	3	\$1,384	\$229
XRAYS	1,255	2,647	\$706,165	\$156,845	1,451	2,870	\$675,778	\$176,725	
Inpatient	Total			\$5,874,917	\$2,345,023			\$6,471,058	\$2,524,233
	ADJUSTMENTS	15	24	\$0	\$428,367	10	11	\$0	\$281,159
	ANESTHETIST	55	80	\$129,903	\$51,233	46	62	\$109,831	\$57,952
	ASSISTANT SURGEON	13	17	\$21,772	\$2,034	8	8	\$8,341	\$1,146
	CLAIM INTEREST	23	49	\$0	\$2,996	3	3	\$0	\$3
	DENTAL	20	32	\$14,088	\$1,500	14	19	\$20,588	\$1,209
	HOME HEALTH CARE	13	65	\$64,438	\$16,367	16	24	\$10,046	\$1,352
	HOSPITAL	135	208	\$4,761,230	\$1,563,836	99	151	\$5,614,530	\$1,913,776

Insured Type: All | Charge Type: All | Charge Service Type: All | Charge Code Description: All | Cause Code: All

Kansas State System (200118) - Utilization as of 8/1/2024

Confidential Property of UnitedHealth Group. Recipient Shall be liable for using and protecting from further disclosure or misuse, consistent with applicable law.

SR Charge Category Utilization as of 8/1/2024

Kansas State System (200118)

Policy Option(s): All | Insured Location: All

Insured Type: All | Charge Type: All | Charge Service Type: All | Charge Code Description: All | Cause Code: All

Charge Service Type	Charge Description Category	2022-2023				2023-2024			
		Claimant Count	Claim Count	Claimed Amount	Paid Claims	Claimant Count	Claim Count	Claimed Amount	Paid Claims
Inpatient	INJECTIONS	2	2	\$322	\$143	1	1	\$114	\$62
	INPATIENT SURGERY	64	89	\$260,776	\$110,477	53	120	\$237,032	\$99,833
	MEDICAL EMERGENCY	25	36	\$205,361	\$56,318	19	31	\$164,913	\$53,027
	PHYSICIAN VISITS	135	449	\$373,161	\$95,019	94	322	\$254,391	\$93,339
	PRESCRIPTIONS	74	262	\$18,580	\$10,989	64	184	\$14,577	\$8,731
	PROFESSIONAL FEE	43	121	\$25,285	\$5,743	40	125	\$36,695	\$12,643

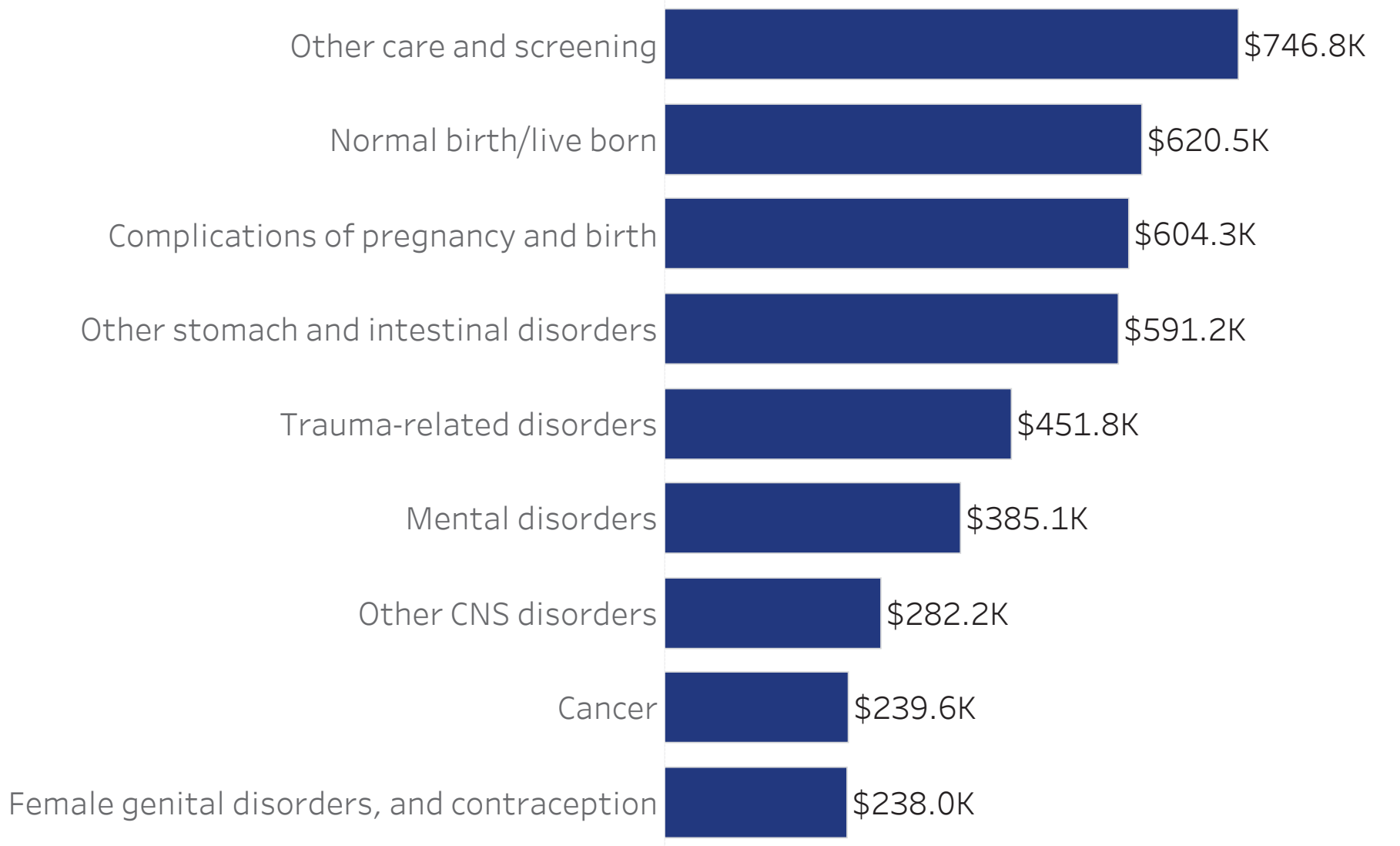
Insured Type: All | Charge Type: All | Charge Service Type: All | Charge Code Description: All | Cause Code: All

Kansas State System (200118) - Utilization as of 8/1/2024

Confidential Property of UnitedHealth Group. Recipient Shall be liable for using and protecting from further disclosure or misuse, consistent with applicable law.

Top 10 Diagnoses 2023-24 Policy Year

Clinical Classification Software (CCS) Condition Descriptions group relevant International Classification of Diseases (ICD) Codes into clinically meaningful categories. Diagnoses information does not include Prescription Drugs or Student Health Center ledger billed claims.

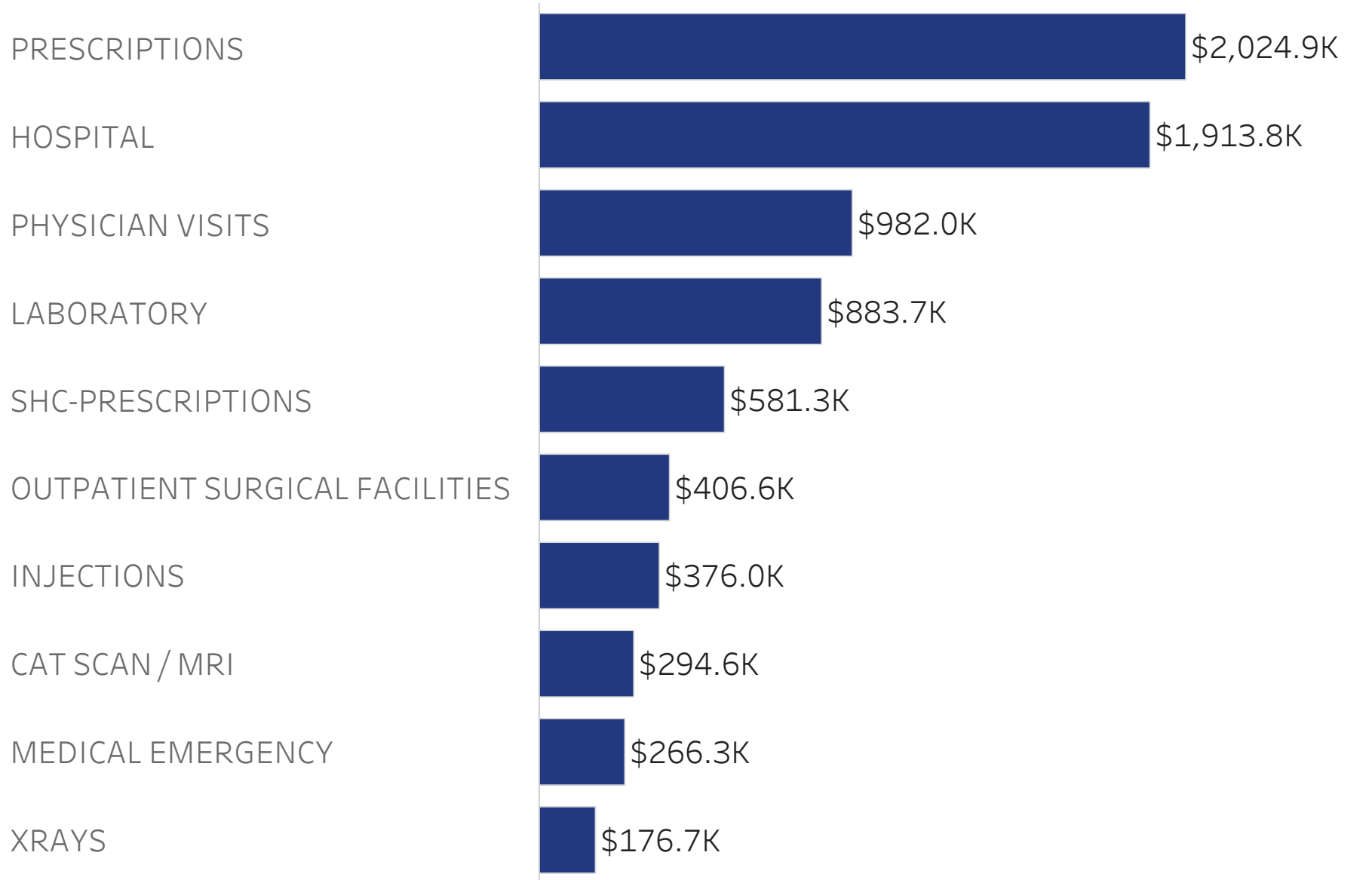


Values are displayed in thousands

Kansas State System (200118) - Utilization as of August 1, 2024

Confidential Property of UnitedHealth Group. Recipient shall be liable for using and protecting from further disclosure or misuse, consistent with applicable law.

Top 10 SR Charge Categories 2023-24 Policy Year



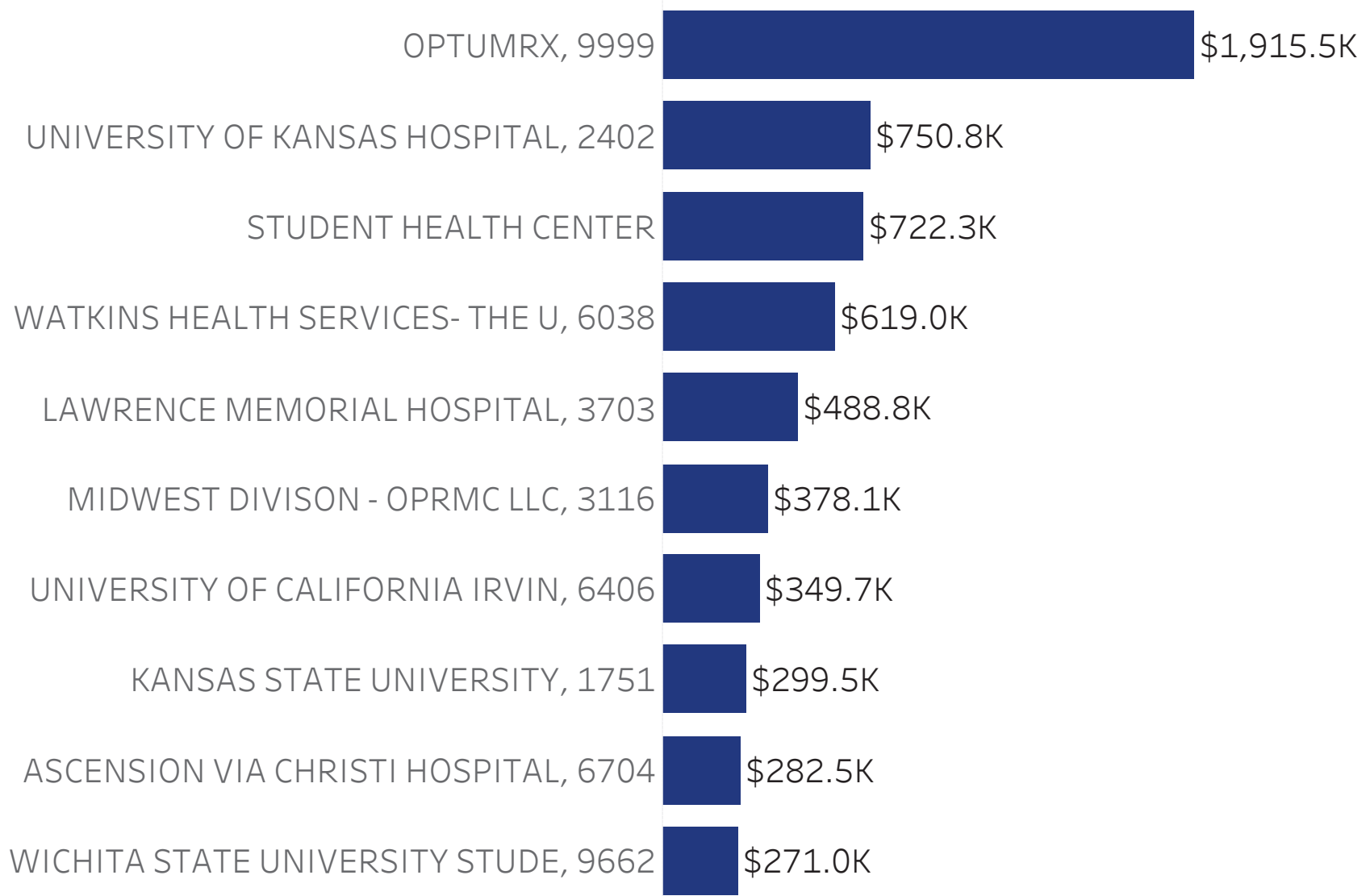
Values are displayed in thousands

Kansas State System (200118) - Utilization as of August 1, 2024

Confidential Property of UnitedHealth Group. Recipient shall be liable for using and protecting from further disclosure or misuse, consistent with applicable law.

Top Billing Providers

2023-24 Policy Year



Values are displayed in thousands

Kansas State System (200118) - Utilization as of August 1, 2024

Confidential Property of UnitedHealth Group. Recipient shall be liable for using and protecting from further disclosure or misuse, consistent with applicable law.

Claims greater than \$100,000

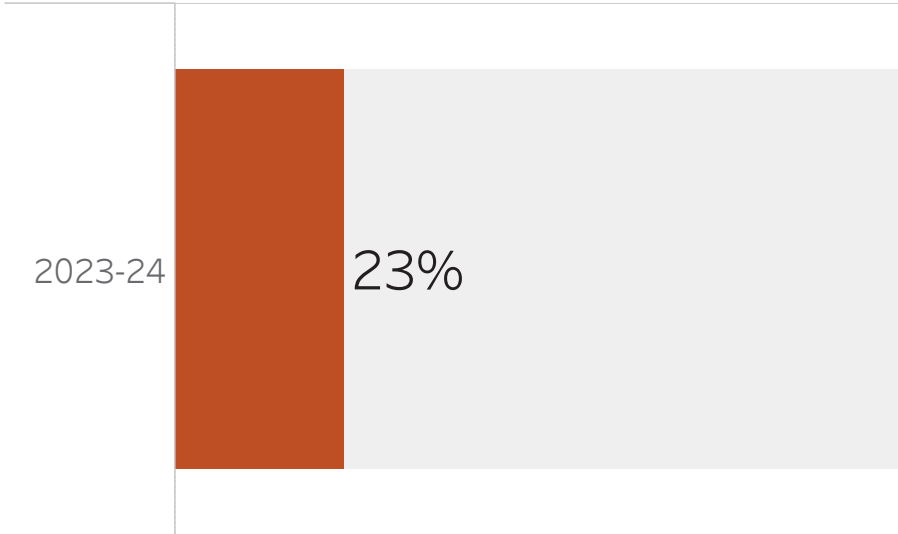
Policy Year	Day of Date Diagnosis	Student-De..	ICD Code Description	Claimed Amount	Paid Claims
2022-23	January 16, 2023	Student	SPINAL STENOSIS CERVICAL REGION	\$262,035	\$180,478
	August 16, 2022	Student	PBM CLAIMS	\$252,528	\$196,822
	February 18, 2023	Student	CONTUSION OF LUNG UNSPECIFIED INITIAL ENCOUNTER	\$708,659	\$182,728
	August 15, 2022	Student	PBM CLAIMS	\$173,829	\$123,278
	September 19, 2022	Student	SICKLE-CELL DISEASE WITHOUT CRISIS	\$510,233	\$321,979
	July 20, 2022	Student	ACUTE LYMPHOBLASTIC LEUKEMIA NOT ACHIEVED REMISS	\$546,386	\$246,160
	September 3, 2022	Dependent	PBM CLAIMS	\$228,199	\$165,279
	January 1, 2022	Student	MALIGNANT NEOPLASM OF SIGMOID COLON	\$226,046	\$105,526
	January 30, 2023	Student	UNSPECIFIED INJURY OF HEAD INITIAL ENCOUNTER	\$453,575	\$176,419
	August 14, 2022	Dependent	CHOANAL ATRESIA	\$248,216	\$155,353
2023-24	August 11, 2023	Student	BENIGN INTRACRANIAL HYPERTENSION	\$320,685	\$166,698
	September 14, 2023	Student	PBM CLAIMS	\$189,599	\$148,615
	August 18, 2023	Student	PBM CLAIMS	\$188,858	\$141,222
	August 12, 2023	Dependent	PBM CLAIMS	\$202,192	\$145,725
	September 13, 2023	Student	CROHNS DZ SMALL & LARGE INTEST W/INTEST OBST	\$449,958	\$380,757
	August 8, 2023	Student	PBM CLAIMS	\$383,460	\$276,598
	May 9, 2024	Dependent	SINGLE LIVEBORN INFANT DELIVERED BY CESAREAN	\$270,580	\$265,294
	May 25, 2024	Dependent	TWIN LIVEBORN INFANT DELIVERED BY CESAREAN	\$1,219,573	\$239,042

Kansas State System (200118) - Claims greater than \$100,000 - Utilization as of August 1, 2024

Confidential Property of UnitedHealth Group. Recipient Shall be liable for using and protecting from further disclosure or misuse, consistent with applicable law.

Top Rx Report

Percentage of Members Utilizing Rx



Top Drugs by Claimant Count

Drug Name	Tier	Script Count	Claimant Count	Copay	Paid Claims
COMIRNATY 2023-24	3	247	225	\$0	\$30,579
FLUCELVAX QUADRIVALENT 2023-20..	3	258	175	\$0	\$6,811
AMOXICILLIN	1	158	129	\$62	\$26
SPIKEVAX COVID-19 VACCINE/2023-..	3	134	126	\$0	\$17,652
AMPHETAMINE/DEXTROAMPHETAM..	1	704	120	\$4,226	\$8,383
ESCITALOPRAM OXALATE	1	571	101	\$1,833	\$240
PREDNISONE	1	133	91	\$126	\$258
BUPROPION HYDROCHLORIDE ER (XL)	1	538	86	\$2,164	\$779
AMOXICILLIN/CLAVULANATE POTAS..	1	104	81	\$318	\$346
DOXYCYCLINE HYCLATE	1	127	80	\$285	\$499

Top Drugs by Paid Claims

Drug Name	Tier	Claimant Count	Copay	Paid Claims
STELARA	2	5	\$30,975	\$538,530
VERZENIO	2	1	\$0	\$148,502
NUCALA	3	1	\$7,857	\$137,241
COSENTYX SENSOREADY PEN	3	1	\$8,000	\$91,004
HUMIRA PEN	2	3	\$23,592	\$76,955
RINVOQ	2	1	\$7,561	\$65,492
BIKTARVY	3	2	\$7,564	\$64,379
TREMFYA	2	1	\$1,759	\$51,179
SKYRIZI	2	2	\$7,531	\$50,173
XYWAV	3	1	\$4,708	\$49,351

Top Therapeutic Classes by Claimant Count

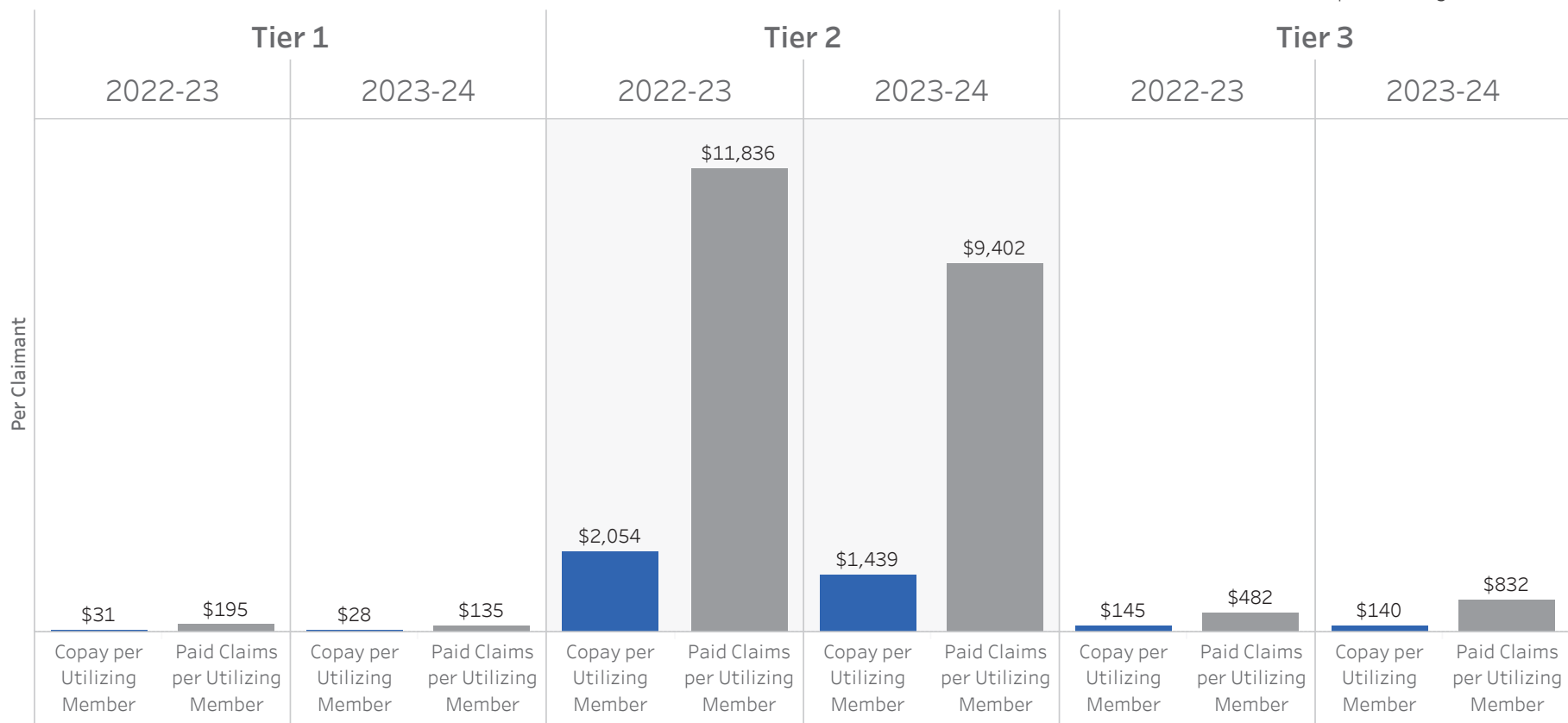
	Claimant Count	Copay	Paid Claims
BIOLOGICALS	539	\$0	\$76,773
PSYCHOSTIMULANTS-ANTIDEPRESSANTS	445	\$28,011	\$46,275
SYSTEMIC CONTRACEPTIVES	286	\$819	\$63,323
GLUCOCORTICOIDS	241	\$1,063	\$2,249
PENICILLINS	213	\$384	\$372
AMPHETAMINE PREPARATIONS	171	\$18,100	\$67,623
MISCELLANEOUS	163	\$59,146	\$946,395
ANTIARTHRITICS	158	\$39,666	\$148,685
NARCOTIC ANALGESICS	132	\$268	\$396
ANTIFUNGALS	117	\$298	\$446

Kansas State System (200118) - Utilization as of August 1, 2024

Confidential Property of UnitedHealth Group. Recipient shall be liable for using and protecting from further disclosure or misuse, consistent with applicable law.

Rx Copay and Paid Claims per Utilizing Member (per Claimant) by Tier

■ Copay per Utilizing Member
 ■ Paid Claims per Utilizing Member



Rx Utilization by Tier

Tier	2022-23			2023-24		
	Claimant Count	Copay	Paid Claims	Claimant Count	Copay	Paid Claims
1	1,802	\$55,708	\$351,756	1,575	\$43,313	\$212,125
2	128	\$262,849	\$1,514,961	121	\$174,147	\$1,137,693
3	988	\$143,733	\$476,136	637	\$89,152	\$529,742

Kansas State System (200118) - Utilization as of August 1, 2024

Confidential Property of UnitedHealth Group. Recipient shall be liable for using and protecting from further disclosure or misuse, consistent with applicable law.

Premium, Paid Claims and Loss Ratio

utilization as of August 1, 2024

Group Name (Number)	Client Name Policy		Measure Names	Value
	(Number)	Year		
Kansas State System (200118)	Emporia State University (197)	2020-21	Premium	\$380,571
			Paid Claims	\$379,530
			Loss Ratio	99.7%
	2021-22		Premium	\$406,730
			Paid Claims	\$354,486
			Loss Ratio	87.2%
	2022-23		Premium	\$446,758
			Paid Claims	\$207,267
			Loss Ratio	46.4%
	2023-24		Premium	\$444,071
			Paid Claims	\$164,573
			Loss Ratio	37.1%
	Fort Hays State University (2005)	2020-21	Premium	\$272,999
			Paid Claims	\$125,881
			Loss Ratio	46.1%

The premium reported includes all of the following taxes and fees: Premium tax, PPACA Patient-centered Outcomes Research Institute (PCORI) fee, PPACA reinsurance fee and the PPACA health insurance tax (HIT). Also included in the premium is all outside broker commissions.

Premium & Paid Claims

Kansas State System (200118) Utilization as of August 1, 2024

Confidential Property of UnitedHealth Group. Recipient Shall be liable for using and protecting from further disclosure or misuse, consistent with applicable law.

Premium, Paid Claims and Loss Ratio

utilization as of August 1, 2024

Group Name (Number)	Client Name (Number)	Policy Year	Measure Name	Value
Kansas State System (200118)	Fort Hays State University (2005)	2021-22	Premium	\$314,315
			Paid Claims	\$166,353
			Loss Ratio	52.9%
	2022-23	Premium	\$396,345	
		Paid Claims	\$186,392	
		Loss Ratio	47.0%	
	2023-24	Premium	\$446,811	
		Paid Claims	\$64,087	
		Loss Ratio	14.3%	
Kansas State University (470)	2020-21	Premium	\$3,180,018	
		Paid Claims	\$2,472,960	
		Loss Ratio	77.8%	
	2021-22	Premium	\$3,176,502	
		Paid Claims	\$2,531,064	
		Loss Ratio	79.7%	

The premium reported includes all of the following taxes and fees: Premium tax, PPACA Patient-centered Outcomes Research Institute (PCORI) fee, PPACA reinsurance fee and the PPACA health insurance tax (HIT). Also included in the premium is all outside broker commissions.

Premium & Paid Claims

Kansas State System (200118) Utilization as of August 1, 2024

Confidential Property of UnitedHealth Group. Recipient Shall be liable for using and protecting from further disclosure or misuse, consistent with applicable law.

Premium, Paid Claims and Loss Ratio

utilization as of August 1, 2024

Group Name (Number)	Client Name (Number)	Policy Year	Measure Name	Value
Kansas State System (200118)	Kansas State University (470)	2022-23	Premium	\$3,196,269
			Paid Claims	\$2,295,927
			Loss Ratio	71.8%
	2023-24	Premium	\$3,263,316	
		Paid Claims	\$2,712,023	
		Loss Ratio	83.1%	
Pittsburg State University (2009)	2020-21	Premium	\$387,006	
		Paid Claims	\$201,142	
		Loss Ratio	52.0%	
	2021-22	Premium	\$482,717	
		Paid Claims	\$247,415	
		Loss Ratio	51.3%	
2022-23	Premium	\$631,601		
	Paid Claims	\$281,750		
	Loss Ratio	44.6%		

The premium reported includes all of the following taxes and fees: Premium tax, PPACA Patient-centered Outcomes Research Institute (PCORI) fee, PPACA reinsurance fee and the PPACA health insurance tax (HIT). Also included in the premium is all outside broker commissions.

Premium & Paid Claims

Kansas State System (200118) Utilization as of August 1, 2024

Confidential Property of UnitedHealth Group. Recipient Shall be liable for using and protecting from further disclosure or misuse, consistent with applicable law.

Premium, Paid Claims and Loss Ratio

utilization as of August 1, 2024

Group Name (Number)	Client Name Policy		Measure Names	Value
	(Number)	Year		
Kansas State System (200118)	Pittsburg State University (2009)	2023-24	Premium	\$790,720
			Paid Claims	\$140,975
			Loss Ratio	17.8%
University of Kansas - Medical Center (2070)	2020-21		Premium	\$1,438,421
			Paid Claims	\$2,506,444
			Loss Ratio	174.2%
	2021-22		Premium	\$1,400,475
			Paid Claims	\$1,962,482
			Loss Ratio	140.1%
	2022-23		Premium	\$1,454,944
			Paid Claims	\$1,941,896
			Loss Ratio	133.5%
	2023-24		Premium	\$1,373,235
			Paid Claims	\$1,557,732
			Loss Ratio	113.4%

The premium reported includes all of the following taxes and fees: Premium tax, PPACA Patient-centered Outcomes Research Institute (PCORI) fee, PPACA reinsurance fee and the PPACA health insurance tax (HIT). Also included in the premium is all outside broker commissions.

Premium & Paid Claims

Kansas State System (200118) Utilization as of August 1, 2024

Confidential Property of UnitedHealth Group. Recipient Shall be liable for using and protecting from further disclosure or misuse, consistent with applicable law.

Premium, Paid Claims and Loss Ratio

utilization as of August 1, 2024

Group Name (Number)	Client Name (Number)	Policy Year	Measure Name	Value
Kansas State System (200118)	University of Kansas (471)	2020-21	Premium	\$5,248,229
			Paid Claims	\$6,016,850
			Loss Ratio	114.6%
	2021-22	Premium	\$5,506,044	
		Paid Claims	\$6,827,142	
		Loss Ratio	124.0%	
	2022-23	Premium	\$5,508,424	
		Paid Claims	\$4,495,301	
		Loss Ratio	81.6%	
2023-24	Premium	\$5,627,359		
	Paid Claims	\$2,938,470		
	Loss Ratio	52.2%		
Wichita State University (180)	2020-21	Premium	\$2,155,191	
		Paid Claims	\$690,214	
		Loss Ratio	32.0%	

The premium reported includes all of the following taxes and fees: Premium tax, PPACA Patient-centered Outcomes Research Institute (PCORI) fee, PPACA reinsurance fee and the PPACA health insurance tax (HIT). Also included in the premium is all outside broker commissions.

Premium & Paid Claims

Kansas State System (200118) Utilization as of August 1, 2024

Confidential Property of UnitedHealth Group. Recipient Shall be liable for using and protecting from further disclosure or misuse, consistent with applicable law.

Premium, Paid Claims and Loss Ratio

utilization as of August 1, 2024

Group Name (Number)	Client Name (Number)	Policy Year	Measure Name	Value
Kansas State System (200118)	Wichita State University (180)	2021-22	Premium	\$3,597,862
			Paid Claims	\$1,719,659
			Loss Ratio	47.8%
	2022-23	Premium	\$5,453,124	
		Paid Claims	\$1,341,705	
		Loss Ratio	24.6%	
	2023-24	Premium	\$4,634,317	
		Paid Claims	\$1,266,039	
		Loss Ratio	27.3%	

The premium reported includes all of the following taxes and fees: Premium tax, PPACA Patient-centered Outcomes Research Institute (PCORI) fee, PPACA reinsurance fee and the PPACA health insurance tax (HIT). Also included in the premium is all outside broker commissions.

Premium & Paid Claims

Kansas State System (200118) Utilization as of August 1, 2024

Confidential Property of UnitedHealth Group. Recipient Shall be liable for using and protecting from further disclosure or misuse, consistent with applicable law.



Wichita State University (180)

Policy Option(s)

- 1
- 2
- 3
- 4

Wichita State University (180) - Utilization as of August 1, 2024

Confidential Property of UnitedHealth Group. Recipient shall be liable for using and protecting from further disclosure or misuse, consistent with applicable law.

Claims greater than \$100,000

Policy Year	Day of Date Diagnosis	Student-De..	ICD Code Description	Claimed Amount	Paid Claims
2022-23	January 1, 2022	Student	MALIGNANT NEOPLASM OF SIGMOID COLON	\$226,046	\$105,526
	January 30, 2023	Student	UNSPECIFIED INJURY OF HEAD INITIAL ENCOUNTER	\$453,575	\$176,419
2023-24	September 13, 2023	Student	CROHNS DZ SMALL & LARGE INTEST W/INTEST OBST	\$449,958	\$380,757

Wichita State University (180) - Claims greater than \$100,000 - Utilization as of August 1, 2024

Confidential Property of UnitedHealth Group. Recipient Shall be liable for using and protecting from further disclosure or misuse, consistent with applicable law.



Emporia State University (197)

Policy Option(s)

- 1
- 2
- 3
- 4

Claims greater than \$100,000

None - Claims greater than \$100,000 - Utilization as of August 1, 2024

Confidential Property of UnitedHealth Group. Recipient Shall be liable for using and protecting from further disclosure or misuse, consistent with applicable law.



Kansas State University (470)

Policy Option(s)

- 1
- 2
- 3
- 4

Kansas State University (470) - Utilization as of August 1, 2024

Confidential Property of UnitedHealth Group. Recipient shall be liable for using and protecting from further disclosure or misuse, consistent with applicable law.

Claims greater than \$100,000

Policy Year	Day of Date Diagnosis	Student-De..	ICD Code Description	Claimed Amount	Paid Claims
2023-24	August 18, 2023	Student	PBM CLAIMS	\$188,858	\$141,222
	May 25, 2024	Dependent	TWIN LIVEBORN INFANT DELIVERED BY CESAREAN	\$1,219,573	\$239,042

Kansas State University (470) - Claims greater than \$100,000 - Utilization as of August 1, 2024

Confidential Property of UnitedHealth Group. Recipient Shall be liable for using and protecting from further disclosure or misuse, consistent with applicable law.



University of Kansas (471)

Policy Option(s)

- 1
- 2
- 3
- 4

Claims greater than \$100,000

Policy Year	Day of Date Diagnosis	Student-De..	ICD Code Description	Claimed Amount	Paid Claims
2022-23	January 16, 2023	Student	SPINAL STENOSIS CERVICAL REGION	\$262,035	\$180,478
	August 16, 2022	Student	PBM CLAIMS	\$252,528	\$196,822
	February 18, 2023	Student	CONTUSION OF LUNG UNSPECIFIED INITIAL ENCOUNTER	\$708,659	\$182,728
	September 19, 2022	Student	SICKLE-CELL DISEASE WITHOUT CRISIS	\$510,233	\$321,979
	July 20, 2022	Student	ACUTE LYMPHOBLASTIC LEUKEMIA NOT ACHIEVED REMISS	\$546,386	\$246,160
	August 14, 2022	Dependent	CHOANAL ATRESIA	\$248,216	\$155,353
2023-24	August 11, 2023	Student	BENIGN INTRACRANIAL HYPERTENSION	\$320,685	\$166,698
	September 14, 2023	Student	PBM CLAIMS	\$189,599	\$148,615
	May 9, 2024	Dependent	SINGLE LIVEBORN INFANT DELIVERED BY CESAREAN	\$270,580	\$265,294

University of Kansas (471) - Claims greater than \$100,000 - Utilization as of August 1, 2024

Confidential Property of UnitedHealth Group. Recipient Shall be liable for using and protecting from further disclosure or misuse, consistent with applicable law.



Fort Hays State University (2005)

Policy Option(s)

1
2
4

Fort Hays State University (2005) - Utilization as of August 1, 2024

Confidential Property of UnitedHealth Group. Recipient shall be liable for using and protecting from further disclosure or misuse, consistent with applicable law.

Claims greater than \$100,000

None - Claims greater than \$100,000 - Utilization as of August 1, 2024

Confidential Property of UnitedHealth Group. Recipient Shall be liable for using and protecting from further disclosure or misuse, consistent with applicable law.



Pittsburg State University (2009)

Policy Option(s)

- 1
- 2
- 3
- 4

Pittsburg State University (2009) - Utilization as of August 1, 2024

Confidential Property of UnitedHealth Group. Recipient shall be liable for using and protecting from further disclosure or misuse, consistent with applicable law.

Claims greater than \$100,000

None - Claims greater than \$100,000 - Utilization as of August 1, 2024

Confidential Property of UnitedHealth Group. Recipient Shall be liable for using and protecting from further disclosure or misuse, consistent with applicable law.



University of Kansas - Medical Center (2070)

Policy Option(s)

- 1
- 2
- 3
- 4

University of Kansas - Medical Center (2070) - Utilization as of August 1, 2024

Confidential Property of UnitedHealth Group. Recipient shall be liable for using and protecting from further disclosure or misuse, consistent with applicable law.

Claims greater than \$100,000

Policy Year	Day of Date Diagnosis	Student-De..	ICD Code Description	Claimed Amount	Paid Claims
2022-23	August 15, 2022	Student	PBM CLAIMS	\$173,829	\$123,278
	September 3, 2022	Dependent	PBM CLAIMS	\$228,199	\$165,279
2023-24	August 12, 2023	Dependent	PBM CLAIMS	\$202,192	\$145,725
	August 8, 2023	Student	PBM CLAIMS	\$383,460	\$276,598

University of Kansas - Medical Center (2070) - Claims greater than \$100,000 - Utilization as of August 1, 2024

Confidential Property of UnitedHealth Group. Recipient Shall be liable for using and protecting from further disclosure or misuse, consistent with applicable law.